

SpanSet S.A
Tel: 943 692 600
E-mail : sse@spanset.es
www.spanset.es

© 2014 SpanSet Ltd. - SP101154 - 4/2019 - v.3 - Produced by www.theprintinghouse Ltd. co.uk Can be recycled. ♻️
We have a policy of continuous development and therefore reserve the right to modify designs and specifications without prior notice.

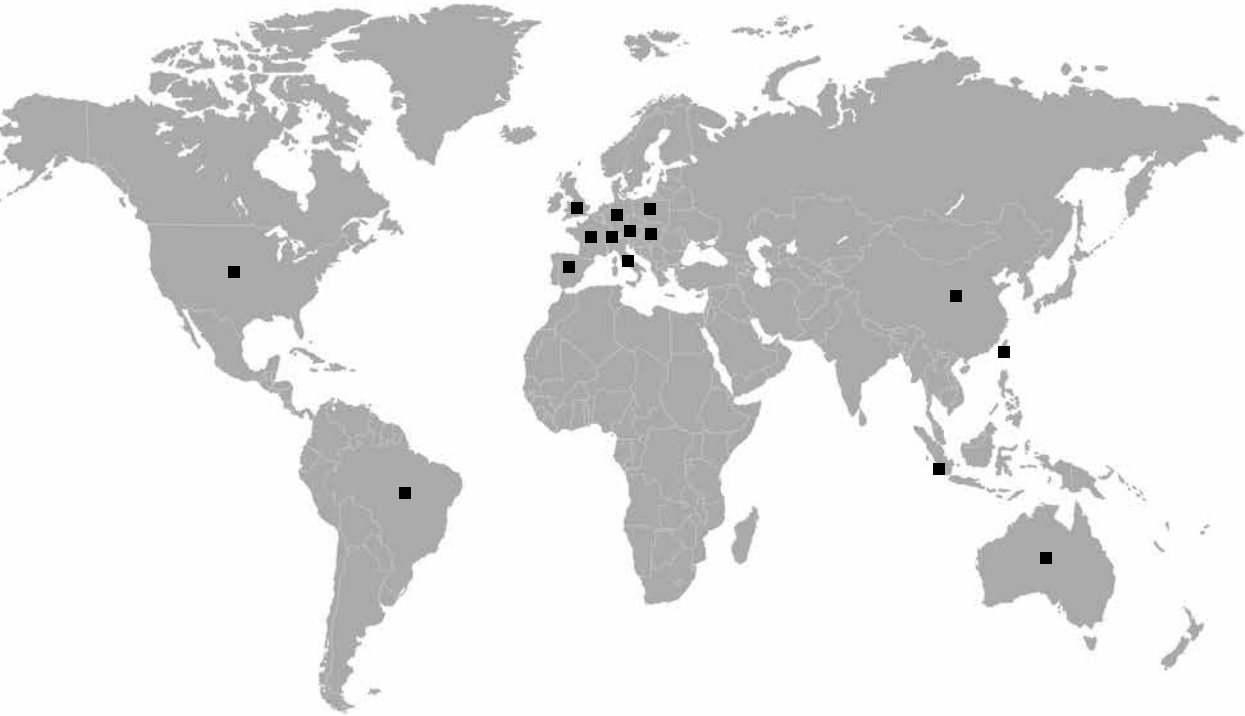
SpanSet®

01

Height Safety
Lifting
Load Control
Safety Management



SpanSet Worldwide



SpanSet is here for you:

Switzerland, Australia, Austria, Brasil, China, France, Germany, Hungary, UK, Indonesia, Italy, Poland, Spain, Taiwan, USA

Subject to technical alterations. All rights reserved. No part of this catalogue may be reproduced or processed, duplicated or distributed using electronic systems in any form (print, photocopy, microfilm or any other procedure) without the written approval of the SpanSet company. This catalogue has been prepared with all due care; SpanSet accepts no liability for errors or omissions. © 2010 by SpanSet

OTHER SERVICES

More from SpanSet



More from SpanSet

SpanSet also design, manufacture and supply a range of

- Safeline Systems
- Vehicle Fall Protection Safeline Systems
- Textile Lifting Slings
- Load Control Equipment

Safeline Systems

Safeline Systems are stainless steel cable anchor systems used as horizontal running lines.

These systems are bespoke designs for the application and can be installed onto roofs, access gantries for cranes and many other locations where a guardrail system is not practical.

A range of brackets enable the system to be fitted to different base materials and to follow any route required.

SpanSet support a network of approved installers who are able to survey, design, install and maintain a Safeline system for you

Vehicle Fall Protection Systems

“STOPPA” is a unique restraint system providing “hands free” secured access over the entire working area of the vehicle.

“CAPCHA” overhead fall arrest system provides an easy to use solution, helping to reduce the risks posed by falls from vehicle trailers.

“CAPCHA” overhead base system – the versatile CAPCHA system can also be adapted to those situations where a permanent height safety arrangement is required at a fixed base.

Textile Lifting Slings

SpanSet offer an extensive range of Lifting Slings including the patented roundsling in the 1970's to the new generation Power Star Websling, the novel Joker hook and also the high capacity 100 tonne MagnumPlus roundsling.

Load Control

The SpanSet name has fast become the acknowledged industry term for industrial load securing systems and as a manufacturer we can offer a wide selection of ratchet lashing systems including the patented ERGO ABS ratchet with a unique step by step tension release system giving you control over the load.

As a company we deal directly with Fleet Engineers and other Transport Professionals offering a range of Garment Rails, Shoring Poles, Winches, Decking Beams and Track.

Training

SpanSet provide training courses to support their extensive product range.

- Working at Height on Vehicles
- Safe Slings & Lifting Appreciation
- Practical Slings Beneath the Hook
- Rigging & Lifting For Workers at Height
- Lifting Equipment – Practical Inspection & Record Keeping
- Load Restraint for Road Transport Vehicles



Table of contents

History of SpanSet	4	01.3 Fall Arrest	50
		Definitions	52
The Authority in Height Safety Solutions	10	Anchors	54
		Connectors	55
Hierarchy of Safety Measures	14	Harnesses	60
		Training	63
Training	16	Recommended Solutions	64
		Scaffold Solution	64
01.1 Work Restraint	22	Tradesman Solution	65
Definitions	24		
Anchors	26	01.4 Rescue and Evacuation	66
Connectors	27	Definitions	68
Harnesses	28	Evacuation	70
Training	29	1 st Response Rescue	72
Recommended Solutions	30	Emergency Response Teams	73
Powered Access	30	Emergency Services	74
Roofwork	31	Training	75
01.2 Work Positioning	32	Other Services	76
Definitions	34		
Anchors	36		
Connectors	37		
Harnesses	40		
Training	42		
Recommended Solutions	43		
Industrial Climbing	43		
Rope Access	44		
Confined Space	48		



**How the safety belt became
a safety standard.
The story of the SpanSet company.**



Fifty years ago the world was very different, cars had no seat belts. But the hour had come for a small Swedish ribbon weaving company.

Today it is hard to imagine that a few decades ago, most cars were shipped without seat belts. In other respects, too, little attention was paid to accident prevention at that time, and so many collisions, from which today one would emerge unscathed, had fatal consequences.

In order to counter this, the Swedish car company Volvo approached the ribbon weaving companies AB Textilkonst and Klippan at the end of the 1950s, with instructions to develop a safety belt for its vehicles.

Volvo was already building very sturdy cars that withstood the harsh Swedish winters and other tests, but it wanted to continue to improve the safety of the occupants.

Together with Volvo engineers, Klippan developed the first car safety belt in the world, made of high-strength fabric ribbon.

It was installed in models Amazon and 544 for the first time in 1959 and caused a lot of astonishment in the public, but also ensured an enduring image of Swedish inventions as both pioneering and durable.

How we replaced ropes and chains

The car safety belt was a great success, and soon other manufacturers had also installed it. Thanks to the great demand, Erik Ehnimb, co-owner of Klippan, was able to found the SpanSet company in Malmö in 1966.

The ribbons produced by SpanSet were quickly and enthusiastically employed in many other areas, where up to that point chains and wire ropes had been used, as in the case of the transport of paper. The customers appreciated the enormous load-bearing capacity of the new lashing and lifting belts.

In 1967, Mr. Ehnimb founded SpanSet AG in Hombrechtikon in the Zurich highlands, and additional companies in Germany, Italy, France and England. Later, companies in Asia, America and Australia were added, thus forming a global distribution network.

SpanSet UK are based in a modern, purpose-built factory in Middlewich, Cheshire and has been in operation for over 40 years. The company's vast experience in webbing based products provided the perfect background to develop over 20 years ago the innovative range of height safety equipment. The range covers all applications from Fall Arrest and Work Positioning to Rope Access and the Gotcha Rescue Range.

SpanSet continue to live up to their international heritage of innovations in design with new developments in products and services. The new developments enable us to push beyond the basic European Standards for design in Height Safety equipment.

How our inventions became the norm ...

The SpanSet products with their load capacity have gained such a good reputation around the world that international safety standards have been orientated to it.

The development of standards for Height Safety equipment has been significantly influenced by SpanSet; for instance, in national working groups that determine what constitutes a standard and in which SpanSet is regularly included.

SpanSet were part of the team who drafted the standard BS8454:2006 for the delivery of Training and Education for Working at Height and Rescue and the first company to be audited to this standard by the BSI.

This is how something becomes the norm: by setting a standard. And doing so repeatedly for more than 40 years.

... and our norm influenced new inventions

This also means that we are often called on during the development of a new product (after all, it will eventually be transported by our belts) and also increasingly offer support as a partner for safety training and consultation.

This is how SpanSet went from small ribbon weaving company to international forerunner when it comes to Height Safety, transportation and safety – through exceptional performance and recognition.

How we let one world first follow the next

In 1997, SpanSet launched the “Power” sling series as well as the new generation of roundslings with textile wire reinforcement in the protective jacket for maximum tear resistance – even back then capable of bearing up to 50 tonnes.

In 1992, the Horizontal Safety Line – the first temporary horizontal anchorage line to employ a webbing and ratchet system for pretension, and to give a predictable deflection during a fall.

The ABS pressure ratchet, another world first, appeared in 1995. This allows a gradual release of the tensioned ratchet, so that goods at risk of falling could be unloaded safely.

2001, The Gotcha range of rescue equipment. The first pre-assembled rescue kits offering remote attachment and recovery of a suspended worker. Followed by the WRAPPA, the first anchorage sling tested for attachment to a vertical tube on a scaffold structure.

In 2002, SpanSet launched the Tension Force Indicator (TFI) which is integrated in the tensioning ratchet and indicates the pre-tensioning force. Thus, the use of lashing equipment became safer and more economical.

The TFI is now incorporated into the Horizontal Safety Line above.

Also in 2002 SpanSet established the Modular Height Safety Training Courses. Moving training away from individually bespoke courses towards industry recognised standard qualifications. CAPCHA the overhead fall arrest system for curtain side vehicles and workshops was launched in 2004.

Working closely with clients in the offshore Oil and Gas industry SpanSet developed their first “collective measure” for work at height – a temporary decking system in 2004. This design has been developed and improved to become the first product in the Walkabout range of collective measures.

2005 the Proof Loader Kit was launched – the complete anchorage and testing system for workers to quickly establish and quantify their own anchor points in concrete or geological features.

2008, another first for SpanSet. The ATLAS 140 range – the first complete range of products developed specifically to meet the requirements of larger workers.

SpanSet – a way to success that always results from being one step ahead!

We are quite proud of our achievements. After all, they have contributed to safer and easier working conditions around the world – and thus to fewer accidents and lower operating costs.

We were especially glad to hear the story of a policeman, who during a truck check replaced his official severity with a friendly smile after seeing that the cargo was secured with our products.

Meeting standards is good. Setting standards is better.

The SpanSet brand stands for something. Not only for meeting international safety standards, but for raising them again and again. For example, the new EU lashing standard would not exist without our lashing belts.

This is exactly what we stand for with our products, services and consultancy: for more security than is demanded today – namely, as much as is possible tomorrow.

That is our goal, that is our job and that is our passion.

So that those who work with SpanSet can also trust in it in the future – just like the police.

SpanSet – Certified Safety

A large white aircraft, possibly a military transport plane, is being hoisted by a crane using thick red lifting straps. The aircraft is suspended in the air, and its landing gear is visible. In the foreground, a person wearing a red hard hat and a black shirt with "EAGLE" written on the back is standing on the ground, looking up at the aircraft. Other personnel are visible in the background. The scene is set outdoors on a paved area, likely an airfield or a ship's deck.

How we make sure that
our name will still be
highly regarded tomorrow.





**How SpanSet provide customers
with working solutions from
technical advice through to product
supply and training**

THE AUTHORITY IN HEIGHT SAFETY SOLUTIONS

Equipment Supply,
Training and After Sales



SpanSet is committed to the design and manufacture of products to meet our customers' needs. We attribute the success of our products to our good listening skills and our policy of continual research and development, covering all applications from basic Fall Arrest and Work Positioning to technical Rope Access and the Gotcha Rescue Range. By communicating with our customers from the procurement stage through to the training and implementation stages, SpanSet is able to ensure the right products and services are in place to satisfy our customers' demands. SpanSet's aim is to develop on-going partnerships with its customers to support existing products and to provide solutions to new challenges.

All SpanSet products have been developed to work as part of an overall safety solution, which includes products, installations, training, implementation, testing and servicing. By offering our customers an overall solution SpanSet is better able to meet the customers' needs and help them develop safer solutions for work at height.

This can be seen in our work at height kit and training packages, which are designed to give tradesmen a practical solution to their personal fall protection needs and enable them to comply with all the requirements of work at height regulations. It is also demonstrated in our CAPCHA vehicle height safety solutions where we are able to design, install, implement and maintain personal fall protection systems in curtain sided vehicles. Our contracts with the Ministry of Defence and Environment Agency demonstrates our ability to form partnerships with a large organization and to meet their continually evolving requirements for products, training and services.

THE AUTHORITY IN HEIGHT SAFETY SOLUTIONS

Our Quality Management:
CE Marking, ISO 9001,
Trade Industry Body Memberships



The ISO System for the Registration of Firms of Assessed Capability - ISO 9001: 2000 - is intended to act as a completely independent and regulated audit of a firm's ability to operate an efficient and effective Quality System. This benefits the customer through the absolute assurance of product quality. It can also cut our customers' needs for supplier assessments and received goods inspection costs as well as improving business relationships with our customers. Our scope for registration includes the design, development and manufacture of fall arrest systems together with relevant training courses.

In addition to our commitment to ISO9001: 2000, SpanSet is also keen to prove compliance to any relevant Codes of Practice. Therefore after the publication of BS8454: 2006 (the code of practice for the delivery of education and training for work at height and rescue) SpanSet requested that the BSI audit our compliance to this standard. Our first audit was in February 2008 and BS8454: 2006 has now been included as part of our scope with ISO9001: 2000.

SpanSet has a track history of working with trade industry bodies and industry leaders to develop new ideas, equipment and methods of working safely at height. SpanSet is currently an active member of several trade industry bodies who influence workers in the use of personal fall protection equipment.

IRATA

The Industrial Rope Access Trade Association is the international authority in the use of rope access techniques and SpanSet is a register member as a manufacturer and training organization.

WAHSA

The Work at Height Safety Association represents manufacturers, suppliers, installers and training companies involved in personal fall protection, SpanSet are a founding member of the organization.

IPAF

The International Powered Access Federation offer guidance and training on the use of personal fall protection equipment in conjunction with powered access platforms, SpanSet are a member of the organization and drafted the training syllabus for harness users. SpanSet also provide training to IPAF instructors in this syllabus.

LEEA

Lifting equipment engineers association. the globally recognised trade association for all those involved in the design, manufacture, hire, repair, refurbishment, maintenance and use of lifting equipment. SpanSet lifting and rigging courses are delivered in accordance with LEEA codes of practice.

Arqiva


Arqiva provides much of the infrastructure behind television, radio, satellite and wireless communications in the UK

Customers include major broadcasters such as the BBC, ITV, BSkyB and the independent radio groups, major telecommunication providers including the UK's five mobile network operators, and the emergency services. Access to ARQIVA sites requires persons to be trained to an approved standard.

SpanSet delivers approved courses for Tower climbing, rescue, roof top safety and RF safety.

Achilles

Achilles works to identify, qualify, evaluate, and monitor suppliers on behalf of major organisations worldwide. Achilles works with more than 700 of the world's largest companies across a range of industry sectors. SpanSet have been audited as a supplier and training organisation by Achilles.



THE AUTHORITY IN HEIGHT SAFETY SOLUTIONS

Quality for Life



SpanSet Products – Fit for Purpose

SpanSet's philosophy in product design is to ensure that every product not only complies to the European Standards, but is fit for purpose and also meets the workers expectations. In many cases these two things can be very different, for example our TITAN range of lanyards for extreme environments and our ATLAS 140 range for larger workers. Both designs meet the appropriate standards, but have additional features which enable them to meet the workers more demanding expectations.

SpanSet harnesses have been designed with the worker in mind. Our design criteria, considers that a full body harness should be constructed from materials that conform to the shape of the worker with minimal restriction, for comfort. They should be easy to fit and adjust, for security. In the event of a fall they should support the user in the right places without undue stretch or distortion as this is when the worker needs it most.

SpanSet Products are supplied with:

- Clear Instructions
- Serial Number
- Individual Certification and Inspection Record Card
- Pocket Inspection Guide

In addition to this all SpanSet Kits are supplied with a Dirt- and UV-protective carrying bag

Why choose a SpanSet Harness

All SpanSet Harnesses offer:

- 1 High quality polyester webbing that is supple and conforms to the users shape
- 2 Highly corrosion resistant fittings, polished for ease of adjustment and fitting.
- 3 Additional reinforcement at high wear areas where required
- 4 Clear labeling showing the model, year of manufacture, standards tested to and individual serial number for traceability
- 5 Fitting instructions in pictorial form
- 6 Stitch patterns clearly visible for ease of inspection
- 7 Web ties to secure loose ends

SpanSet harnesses are hard wearing and durable in use – cost effective to purchase.





Why choose a SpanSet Lanyard

SpanSet lanyards have been designed with the application in mind. Our design criteria considers, that the lanyard should be of suitable configuration, adequate length for the task without compromising the workers safety, with connectors that allow ease of attachment to other compatible elements. Careful selection will ensure that the worker can carry out their task safely and effectively.

General Features and Benefits of SP140 range

SpanSet have manufactured high quality and performance fall arrest lanyard for over 25 years. The T-Pak shock absorber has been the foundation of our range and has exceeded the performance requirements of EN355 ensuring comfort and safety for workers. In 2008 SpanSet became a market leader by manufacturing the first fall arrest lanyards that were tested and certified to EN355 for 140kg workers – the ATLAS lanyard.

Now SpanSet are proud to bring you the SP140 shock absorbing pack pushing our fall arrest lanyard performance even further forward.

The SP140 shock absorbing pack includes:

- 1 Testing and certification to all the EN355 performance requirements using a 140kg test mass
- 2 More clearance height for workers improving on our T-PAK lanyard range
- 3 Published clearance height data for 80kg, 100kg, 120kg and 140kg workers in the instruction manual
- 4 Integrated ring allow the lanyard leg to be clipped back to the shock absorbing pack
- 5 More compact MAX-SPAN configuration giving the lanyard legs a greater effective working length between anchors
- 6 A new cover giving better protection to the energy absorbing webbing and making the unit easier to inspect
- 7 The CE label and traceability data is protected inside the pack for increased longevity
- 8 We also offer the option of Radio Frequency tracer tagging within the labels



Introducing The award-winning SpanSet Dynamic Self Retracting Lanyard

The SpanSet DSL2 takes safety to a new level - Reducing Fall Clearances – improving Safety!

The DSL2 keeps the potential fall to a minimum and arrests the fall quicker – The result is increased safety for workers

- At low clearance heights
- When working over structures, machinery or other hazards

The DSL2 is a full 2m lanyard when required, but automatically retracts making it always as short as possible in use and keeping falls to the minimum. During a fall the retractor can continue to shorten the lanyard resulting in further reductions in the distance the worker falls.

The DSL2's unique features will arrest a falling worker more effectively compared to standard fall arrest lanyards.

The benefits to a worker are a significant reduction in the safe clearance required below them, increasing their safety.

SpanSet's standard range of lanyards already exceed the minimum requirements set out in EN355 by more than 10%.

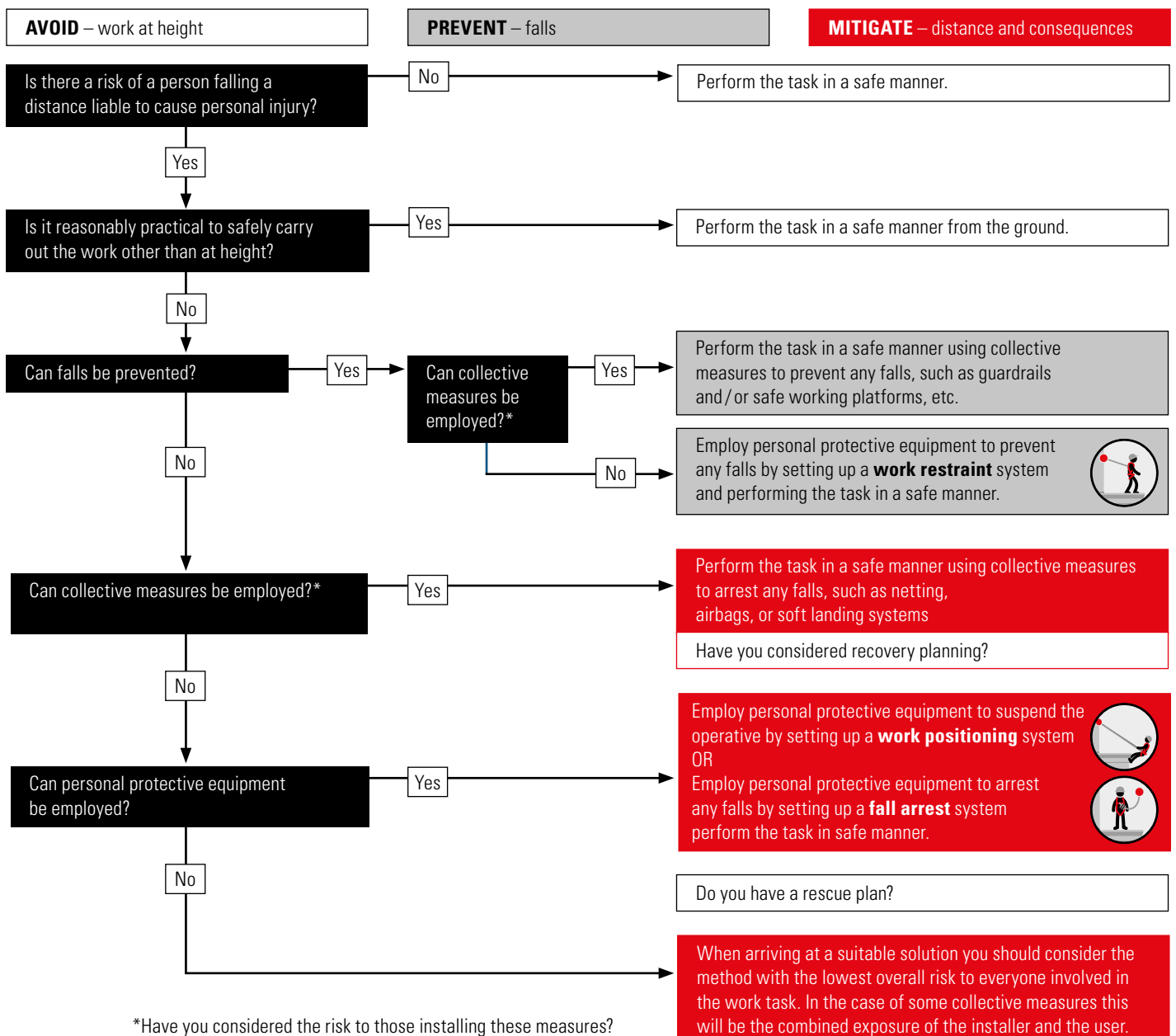
The DSL2 takes this to a new level beating the requirements by more than 50%.

HIERARCHY OF SAFETY MEASURES

Assessing and Planning Work at Height



Remember



HIERARCHY OF SAFETY MEASURES

Guidance for Safe Work at Height



The 3 Categories for the Use of Personal Fall Protection Equipment



Work Restraint

This category of work covers techniques that restrict the movement of the user to prevent them approaching fall hazards. Careful assessment must be carried out first to identify all the relevant fall hazards. An effective technique will then provide an extremely high level of safety.



Work Position

Techniques in this category utilise equipment to suspend the user in their 'work position'. As the user is then suspended at height, careful selection of the equipment and adequate training are essential in order to provide an effective solution. Work positioning techniques generally require an additional safety or back-up system. This must also be selected using the hierarchy, but it is quite common for fall arrest techniques to be chosen.



Fall Arrest

Fall arrest is the only category that actually allows a fall to take place. The fall arrest system then reacts by arresting the fall in a controlled manner. Careful consideration must be given to ensure that the system selected is suitable for use in the intended orientation and that there is adequate clearance height below the user to prevent contact with obstacles during a fall.

For further information visit our website.

Risk Assessment


Where your risk assessment shows a worker can fall, you must carefully plan how you will protect them. There are 3 basic levels of protection; Avoidance, prevention, or mitigation. If work at height can be avoided then the risk of falling is eliminated.

If it is not possible to avoid working at height ways of preventing a fall should be addressed with preference placed on collective measure which protect all workers. Personal fall protection harnesses should only be used as a last resort.

In some situations it is not possible to prevent the fall, for example when climbing between various working levels/platforms. In this situation the worker requires some form of protection from the effects of the fall. This could be done by reducing the fall distance, or by limiting the impact force felt as the fall is arrested. Again collective systems are given preference to a personal fall protection harness.

It may not always be possible to provide fall protection to eliminate the risk of injury, therefore in these situations then you must take steps to reduce the risk of falling as much as possible, for example through competence training when workers are left with a step ladder as the only method of work.

If your risk assessment shows that it is acceptable to use personal fall protection your workers will have three ways in which their equipment can be used. It is therefore essential to properly identify environment constraints and the type of protection the workers require. The 3 techniques with which a harness can be used to protect workers are; Work Restraint, Work Position and Fall Arrest. The workers must properly understand the level of risk and function of their equipment in each technique.



SpanSet Training the link between
users and products.

Height Safety
Lifting
Load Control
Safety Management

SpanSet
Training



TRAINING

Modules and Overview

The Benefits of a Modular Training Scheme

Based upon our commitment to quality and service, it is SpanSet's aim to provide training and education that supports all of our height safety products and associated techniques. SpanSet's training courses provide the necessary knowledge of equipment and techniques to allow managers or users to operate safety systems effectively in designated environments.

The comprehensive, modular based range of training courses have been developed based on worker feedback. This clearly structured approach allows for planned progress to be made towards competency. Each module is a clearly defined block of theoretical information and practical training that can be combined with other modules to create a complete course tailored to your requirements.

By breaking the courses down into smaller parts the modular approach provides many benefits. Careful selection of modules maximises the relevance of courses to the trainees. A high quality of delivery can be easily monitored and maintained for consistency. Continual appraisal ensures trainees only progress once each section is successfully completed. Modules are valid for 3 years and additional modules can be added at a later date if required. The approach has made SpanSet height safety courses recognised as the bench mark for proof of competency across industry.

The Modular approach is underpinned by the foundation module HS1 which must be completed by all trainees. This session which is predominantly education based, sets out the background information required by all those involved in work at height. With the basics covered it is then possible to train workers in different more practical aspects of work at height. The end result is a combination of background information and practical training biased to the needs of the worker.



Height Safety for Industry

Having successfully completed the module HS1, the following practical based training modules can be added to enhance the overall course.

Title	Order Code
Height Safety Equipment Appreciation and Inspection	HS1
Practical Use of Personal Fall Protection Equipment	HS2
Occasional Industrial Climber	HS3
Advanced Industrial Climber	HS4
GOTCHA Kit Rescue Training	HS5A
SHARK Rescue Training	HS5B
CRD Kit Rescue Training	HS5C
GOTCHA POLE TOP Rescue Training	HS5D
Rooftop Safety / Work Restraint	HS6
Competent Person Practical Inspection and Record Keeping	HS7
Radio Frequency Awareness, Safety in Radio Frequency Fields	HS8
Management of Work at Height	HS9
Access, Egress and Rescue from a Confined Space	HS10
Advanced Tower Climber and Rescue Annual Re-assessment	MOD11
Evacuation from Height	MOD12
WalkAbout Appreciation Inspection and Installation	W/ABOUT
Advanced Climber High Bay Racking	HIGHBAY

Work at Height on Vehicles

Title	Order Code
Vehicle Mounted Work Restraint System Module - Operator Training	STOPPA
Vehicle Mounted Fall Arrest System Module – Operator Training	CAPCHA
Vehicle Access and Egress	VEHACCESS

Industrial Rope Access

Title	Order Code
IRATA Level 1 – Rope Access Technician	IRATA 1
IRATA Level 2 – Experienced Rope Access Technician	IRATA 2
IRATA Level 3 – Rope Access Supervisor	IRATA 3

Safe Lifting & Rigging

Title	Order Code
Safe Slings & Lifting Appreciation	SL1
Practical Slings and Lifting	SL2
Rigging and Lifting for Workers at Height	SL3
Lifting Equipment – Practical Inspection & Record Keeping	SL4
Use of Capstan Winch for Telecoms Rigging	CAPSWINCH

TRAINING

Modular Courses



Load Restraint

Title	Order Code
Load Restraint Appreciation & Inspection	LR1
Load Restraint Appreciation & Inspection – LGV	LGVLoad

Police Height Safety Training

All training courses to begin with the foundation module PHS1 – Introduction to Height Safety and Equipment Awareness. The following practical based training modules can be added to enhance the overall course.

Title	Order Code
Introduction to Height Safety and Equipment Awareness	PHS1
Height Safety for Operations on Rooftops, Structures and Steep Ground	PHS2
Rescue and Recovery for Officers Operating at Height	PHS3
Practical Training for Operations at Height. Safe – Access – Egress – Rescue	PHS4
SARA (Search and Rope Access) Operative	SARAOP
SARA (search and Rope Access) Supervisor	SARASUP

Height Safety For Rescue Courses for the Emergency Services

All training courses begin with the HSR1 - An introduction to Personal Safety at Height and Equipment Awareness. The following practical based training modules can be added to enhance the overall course.

Title	Order Code
An introduction to personal safety at height and equipment awareness	HSR1
Basic height safety/practical application – Rooftops and Structures	HSR2
FR Kit user	HSR3
FR Kit instructor	HSR4
Line rescue operative	LROP
Line rescue supervisor	LRSUP

Arqiva Approved Packages

Title	Order Code
Arqiva Accepted Telecoms Climber	TELECOMSClimber
Arqiva Accepted Telecoms Rigger	TELERIGGER
Advanced Tower Climber & Rescue Annual Re-assessment	MOD11

Online Booking

Book your course online 24/7 via the SpanSet online booking system at www.spanset.co.uk

On-Site Equipment Inspection and Servicing - Bring your equipment along

Our experienced team can inspect and service your equipment for you whilst you take part on our training course.

Should you be interested in this service please speak to our training team when booking your course. Call to arrange on +44(0) 1606 738529

Choosing The Right Module

SpanSet height safety and specialist access courses are designed to provide our clients with all the necessary information, instruction and training to operate both safely and efficiently at height. However SpanSet understand that our clients may have specific training requirements for which set courses will not cater. Should this be the case, or you are unsure as to the correct course to choose for your particular application, our training department will be pleased to discuss these issues with you, or to arrange a site meeting at your convenience either on your site or at the SpanSet training school.

IRATA COURSES

SpanSet is an Irata member training company and we are able to offer training courses to the Industrial Rope Access Trade Association (Irata) guidelines. These courses are to three levels and all levels include an assessment by an independent Irata approved assessor. climbing, rescue, roof top safety and RF safety.

TRAINING

Realistic Training Environments Maintaining High Standards

SpanSet Training

The SpanSet Training School offers expert tuition provided by our own professional Instructors, each selected on merit, having achieved extensive experience and qualifications in their individual disciplines.

In addition to the expert tuition all SpanSet courses are backed by quality assurance to the highest level and comprehensive professional indemnity insurance.

The SpanSet training school has 6 classrooms for theory sessions and our extensive facilities allow us to recreate many common work at height situations. With indoor and outdoor facilities the practical areas include a tailor made work at height structure, a utility pylon, a selection of communication towers, rooftop training area and rope access area.

Located at the heart of the motorway network – which means it is easily reached from anywhere in the UK. Centrally located for the major conurbations of Manchester, Birmingham and Liverpool.

In some cases training is more effective when carried out at the actual work site. Subject to suitability and provided the area is safe for training, we are happy to carry out courses at a location of your choice. Our staff will be happy to discuss this and confirm the feasibility

ISO 9001 Auditing


SpanSet Limited are the first personal fall protection equipment manufacturer to be accredited by the British Standards Institute for Height Safety Training under our terms of registration to BS EN ISO 9001 providing training and subsequent certification. Our continued dedication to Quality is your Assurance that every SpanSet training course and product will meet your exact requirement and to be of the highest standard.

BS8454: Code of Practice

SpanSet was instrumental in the establishment of BS8454: 2006 code of practice for the delivery of education and training for work at height and rescue. Subsequently we were the first training organisation to be professionally audit by the BSI to this standard. Both facts demonstrate our commitment to the quality of training course delivery.



01.1





Work Restraint

Definitions	24
Anchor	26
Connector	27
Harness	28
Training	29
Recommended Solutions	30
Powered Access	30
Roofwork	31

WORK
RESTRAINT


1. Anchor

2. Connector


3. Harness

4. Training


Industry sectors that use
Work Restraint techniques:




Roof Work



Powered Access



Vehicle Fall Protection



Facilities Management

Work Restraint prevents falls before they happen

When a worker is required to approach an unprotected fall hazard, the safest method of access is a Work Restraint System. A Work Restraint System uses equipment to restrict movement, creating a safe working zone and preventing the worker from reaching the fall hazard. Care should be taken when setting up the system to ensure that the safe working zone is effective, as once in place the worker's level of awareness will decrease. An effective Work Restraint System provides an extremely high level of safety.

Work Restraint Systems can be broken down into 4 key components. An Anchor Point, a Connecting Element, a Harness and the Knowledge to use them all safely.

It is essential to ensure that all the components of your system are compatible. The equipment you select may also be suitable for use in a Fall Arrest or Work Positioning System. If you have any doubts as to the suitability of height safety equipment please contact SpanSet for advice.

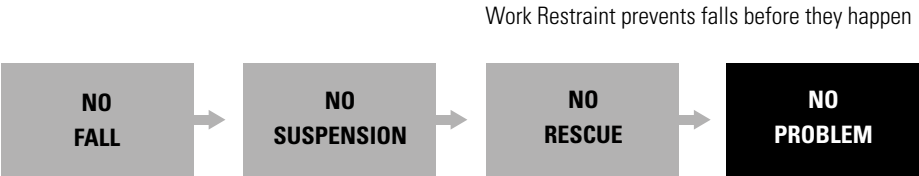
Why choose SpanSet for Work Restraint equipment?

As part of SpanSet's commitment to Height Safety Training, developing the safest work methods and equipment is vital. SpanSet have been heavily involved in promoting work restraint techniques since we began delivering training 15 years ago.

Practical solutions for everyday work

SpanSet have developed a range of solutions for work on rooftops and near exposed edges. Our knowledge in this area has undergone a continual development in conjunction with a number of major clients and importantly from the experience received through our training department.

Our products range from temporary solutions through to permanently installed systems. We can supply both ready made solutions for typical work at height environments in the form of kits and bespoke systems made up from a combination of our compatible components/elements.



1. Anchor

The anchor point is the key to a safe personal fall protection system. The type of work that you do and the location you are working in will determine what anchor points are available for you to use and what anchorage devices are suitable. Anchors for work restraint need to be able to withstand at least 3 times the users mass (BS8437), however work restraint systems will normally use anchorage devices approved to EN795. When selecting a suitable anchorage it must be located in a position that will allow the system to prevent a fall.

2. Connector

The connecting element of a work restraint system must be of a suitable length to limit the workers movement to within the safe working zone. A fixed length lanyard can provide an effective solution, but the lack of adjustment will limit the situations it can be used in. Providing a worker with an adjustable lanyard or adjustable line will enable them to create effective restraint systems to suit their environment.

3. Harness


Work restraint systems can incorporate virtually any style of harness. The user of a work restraint system may find the use of a rear attachment beneficial as they can then approach the hazard or work area with the safety system outside their working zone. The use of Belts for restraint is not incorrect, however SpanSet recommend that for most situations a full body harness is preferable providing improved support and security.

Training

Training is an essential part of your Work Restraint solution. To be confident that your employees will not be at risk of falling, they must understand the basic principles involved with planning, using and maintaining the equipment.

Workers who have little or no experience of work restraint systems or equipment are unlikely to operate them effectively. Workers must understand that the type of equipment on its own will not create a work restraint system, it is the way it is used to prevent falls occurring that is important.

By selecting the appropriate modules from our modular format you will be able to create a competent worker who is able to assess the task, select the right equipment, carry out pre-use checks and use the equipment safely.



WORK RESTRAINT

1. Anchor

2. Connector
 3. Harness
 4. Training
-



Attachment Sling

- Temporary Anchorage Sling for Work Restraint, Work Positioning and Fall Arrest
- Available in a range of lengths
- Continuous polyester sling surrounded with a protective tubular sleeve
- MBS 70kN
- Pocket Inspection Guide
- Supplied with clear instructions and individually serial numbered certification
- CE approved to EN566 and EN795

Order Code: ATSL 1M EWL



Suitable for:



All Industry
Sectors

SAFELINE System

- Wire rope horizontal anchorage line
- Can be designed for Work Restraint, or Fall Arrest Applications
- All Stainless Steel construction
- Suitable for most industrial roof types
- Removable transfastener "Catcher" Device
- Supplied with clear user instructions and individually serial numbered for traceability
- CE approved to EN795

Order Code: SAFELINE



Suitable for:



Roof Work



Facilities
Maintenance

STOPPA

- Pre installed restraint system
- For safe access on the top of containerised units, municipal vehicles or roadtankers
- Designed to be permanently installed to structure
- Dimensions specific to the installation
- Once installed a worker only requires Stoppa belt to attach to system
- Allows freedom of movement over the roof area without access to any fall hazards
- No impact on overall vehicle height; allows container stacking without removal of the system
- CE marked, unique serial no.

Order Code: STOPPA



Suitable for:



Vehicle Fall
Protection



Containerised
Generators

WORK RESTRAINT

1. Anchor
- 2. Connector**
3. Harness
4. Training



Suitable for: **Order Code: WRI-10A03**



Powered
Access



Vehicle Fall
Protection



Adjustable Rope Restraint Lanyard

- Adjustable length Lanyard for Work Restraint applications
- Screw link connector for secure attachment to the harness
- Steel Autolock Karabiner for anchorage to basket
- Adjustable from 1m to 1.5m including fittings
- Supplied with clear instructions and individually serial numbered certification
- CE approved to EN358

Suitable for: **Order Code: FAM-01C01**



Facilities
Maintenance



Powered
Access



Energy Absorbing Lanyard – Single Loop Back

- Energy Absorbing Lanyard for Fall Arrest and Work Restraint
- Anchor connector can be looped around an anchor point back to the loops
- Traffic light colour coded loops to denote adjustment length
- Maximum Effective Length 1.8M
- Red loop 1.55m
- Amber loop 1.35m
- Green loop 1.2m
- Shock Pack Ring 1m

Suitable for: **Order Code: 5/2696-WPL 10M**



Vehicle Fall
Protection



Containerised
Generators



CLIMA Work Position Line

- Kernmantle Rope Positioning Line for Work Restraint
- Steel autolock karabiners fitted at both ends for durability and security
- Adjustable from 0.3m to 10m, other lengths available
- Easy adjustment mechanism to set your position accurately
- For Work Restraint and Work Positioning applications only
- Supplied with clear instructions and individually serial numbered certification
- CE approved to EN358

WORK RESTRAINT

1. Anchor
2. Connector
- 3. Harness**
4. Training



1-X Harness

- Lightweight Full Body Work Restraint and Fall Arrest Harness
- Rear Fall Arrest Attachment
- Adjustable at leg loops, shoulders and chest
- Available in standard size
- Polished highly corrosion resistant fittings
- Pocket Inspection Guide
- Supplied with clear instructions and individually serial numbered certification
- CE approved to EN361

Order code: 1-X Harness



Suitable for:



Powered
Access



Roof Work

Driver Harness

- Fully Body Harness for overhead Fall Arrest systems and Work Restraint in MEWP's
- Fall Arrest Attachment Point on integral extension strap, eliminating discomfort caused whilst driving by removing all metalwork from the rear of the harness
- Adjustable at leg loops, shoulders and chest
- Available in standard size
- Stainless Steel buckles and fittings
- Fast clip buckles for ease of fitting and removal
- Hi-Vis jacket has concealed panels to fit larger operatives
- Pocket Inspection Guide
- Supplied with clear instructions and individually serial numbered certification
- CE approved to EN361, EN354 and EN471

Order Code: 1PLQ-E HVJ



Suitable for:



Vehicle Fall
Protection



Powered
Access

WORK RESTRAINT

1. Anchor
2. Connector
3. Harness
- 4. Training**

For information and booking:
www.spanset.co.uk/training.shtml



A foundation theory based module for anyone involved in work at height using Personal Fall Protection Equipment (PFPE). The course is designed to give operatives an understanding of the principles for the selection, use and maintenance of PFPE and the associated legislation. The course will also provide supervisors and managers with a valuable insight into the requirements of their staff when working at height. With all work at height training it is essential that the theory elements are combined with practical sessions. The module 1 can be combined with a wide variety of practical Modules to tailor the overall course to your requirements.

Order Code: HS Module 1



This is a practical based module designed as an enhancement to Module 1 for those who access and work on rooftops or similar structures. It covers the use of permanent vertical and horizontal safety systems including pre use checks. The installation, use and pre use checks for temporary vertical and horizontal safety systems as well as adjustable work restraint systems. All trainees will carry out activities at height during this module.

Order Code: HS Module 6



This is a theory based training course for workers who will be working near to, or be exposed to radio frequency radiation fields while accessing a work environment. National Grid Wireless has approved this syllabus as part of the requirements for access onto their sites. On completion of the course workers will have an awareness of the risks and methods of controlling them, along with the NRPB guidelines.

Order Code: HS Module 8



Height Safety Equipment Appreciation and Inspection

Suitable for:



All Industry
Sectors

Rooftop Safety and Work Restraint

Suitable for:



Roof Work



Work Restraint

R F Awareness, Safety in Radio Frequency Fields

Suitable for:



Roof Work



Telecoms

WORK RESTRAINT

Powered Access Solutions

1. Powered Access Platform
2. Connector
3. Harness
4. Training



When working in boom mounted mobile elevated work platforms it is recommended that users protect themselves using a Work Restraint System in addition to the safety rails that are built into the basket. It is also important that users of MEWPS are correctly trained in the safe use of the machine and the additional safety equipment. SpanSet recommends that you contact the International Powered Access Federation (IPAF) for details of courses and training providers www.ipaf.org. The Work Restraint System that SpanSet recommends comprises of a full body harness and an adjustable restraint lanyard. The adjustable lanyard allows the kit to be used with a variety of different sized baskets.

Powered Access Kit

Order Code: MEWP KIT

- Autolock karabiner for anchorage to the platform
- Adjustable lanyard to match the platform size being used
- Full Body harness for security
- Training on pre-use checks and correct use

Contains:

- 1-X Harness (See Page 28)
- Rope Adjustable Restraint Lanyard (See Page 27)
- Protective Carrying Bag



Suitable for:



Powered
Access



Anchorage Point – Your platform will have a designated harness anchor point

Training

Training code: HS Module 1

- Module 1 - Height Safety Equipment Appreciation and Inspection (See p. 25)



Most roof work is likely to take place in an environment where Work Restraint techniques are desirable. Therefore the Roof Kit shown here is designed to be set up to limit a users movement and prevent them falling. It has also been considered that work on a roof will include access and egress. During this time workers may have to use fall arrest techniques and therefore the kit incorporates features to protect the user throughout the entire work task and egress. Both the Lanyard and work position line are adjustable so that users can create effective restraint systems. In addition the lanyard is designed for fall arrest use and in this case the adjustment will also allow the user to reduce the potential fall to a minimum.



WORK RESTRAINT

Roofwork Solutions

- 1. Anchor
- 2. Connector
- 3. Harness
- 4. Training

Roof Top Safety Kit

Order Code: ROOF KIT

- Attachment sling for anchoring to steelwork
- Adjustable Work Position Line to limit movement and prevent falls
- Adjustable Fall Arrest Lanyard for use with fixed line systems
- 2-X Harness for safe access and security while working
- Training on pre-use checks and correct use

Contains:
2-X Harness (See Page 54)
Attachment Sling (See Page 26)
CLIMA Work Position Line (See Page 27)
Energy Absorbing Lanyard (See Page 55)

Suitable for:



Roof Work

Training

Training code: HS Module 1+6

- Module 1 - Height Safety Equipment Appreciation and Inspection (See p. 25)
- Module 6 - Rooftop Safety and Work Restraint (See p. 25)



01.2



WORK POSITIONING

1. Anchor
 2. Connector (Support)
 3. Connector (Access and Back-up)
 4. Harness
 5. Training
-

Industry sectors that use Work Positioning techniques:



Telecoms



Utilities



Industrial Rope Access



Confined Space

Work Position supports the worker in the right location

If a worker is required to be in a location where there is no platform and they have to climb or be lowered into place to work, then the safest form of personal protection is Work Positioning.

A Work Positioning system uses equipment to hold, or suspend the worker in place to carry out the task, therefore reducing the potential for a fall.

If the worker is fully reliant upon a work positioning system for their primary support, then a secondary connection is recommended as a back-up. The secondary connection should be selected using the hierarchy to provide a combined solution offering the highest level of safety.

It is common for an industrial climber to use a fall arrest system for protection during a climb, but once at their work site they add in a work position system to enable them to carry out the task using both hands.

Work position systems when incorporated with a secondary system require staff with the correct aptitude and training in order to operate them effectively.

A basic Work Position system is comprised of 5 parts. An Anchor Point, a Connecting Device that Supports the worker, a Connecting Device for

Access and Backup, a Harness and the Knowledge to use them all safely.

Why choose SpanSet for Work Positioning equipment?

For over ten years SpanSet have been developing and presenting training and equipment solutions including rescue for the telecoms industry. SpanSet have a wide range of courses and equipment solutions specific to this field, for example the rigging and lifting at height courses for telecoms riggers. In addition to the range already in place SpanSet are working closely with customers to provide bespoke solutions where required.

SpanSet is a full member company of the Industrial Rope Access Trade Association as a manufacturer of equipment and a training organisation. As manufacturer SpanSet has worked with many IRATA operating companies to develop equipment solutions for a variety of applications. SpanSet also work with the Emergency Services and Military to provide bespoke solutions for their particular requirements in search and rescue.

1. Anchor

The anchor points chosen together with their position and their strength can have a substantial effect on the effectiveness of a work position system. The anchor should be unquestionably sound, possibly being a structural element or one tested / certified to EN795. The chosen location of the anchor point or the use of a mobile anchor is important to allow the worker to position adjacent to the work task. Both the primary and secondary systems will require an anchorage and the strength of the anchor point must therefore be sufficient for the primary system (positional) as well as the secondary (potentially fall arrest).

2. Connector (Support)

The primary connector for a work position system must be able to support the worker and hold them in the correct position to be able to work hands free. This means that the connector should be able to adjust easily to allow the worker to set the position effectively. The most common way to do this is with a work position lanyard. However many devices are available for work positioning that include different features suitable for specific applications.

3. Connector (Access and Back-up)

The Secondary Connector must be able to support the worker in the event of the primary system failing or when climbing the secondary connector must be capable of supporting the worker should they fall. As a result of this it is common for the secondary connector to be a fall arrest system. Suitable fall arrest systems include flexible line fall arresters, guided type fall arresters and fall arrest lanyards. The main considerations in selection being how it works in conjunction with the primary system.

4. Harness

The harness must be able to support the workers body in a comfortable position while they are working. The type of support offered by the harness depends whether it is being used to hold the worker in tension as they balance on a structure, or to suspend the worker freely from the structure. If the harness is used for climbing and working on a structure then it should be a full body harness with a suitable work-positioning belt. If the worker is suspended freely then the harness should support them in a seated position.

Training

Training is an important part of a work positioning system because the techniques used are varied and can be complex. The ability to thoroughly risk assess and plan the whole process is vital. There are many stages to the work, from safe access, secure positioning, equipment maintenance and finally emergency planning. If these are not properly addressed then workers will be left at risk. SpanSet training courses are designed to address all when implementing a work positioning technique as part of your safe method of work.

The key to an efficient work positioning system is being able to adapt the available techniques and equipment to suit the environment you will be working in. The SpanSet training modules help you to select the most appropriate courses and combined with the wealth of experience held by our training team ensure you get the best support when planning work positioning projects.



WORK POSITIONING

1. Anchor

2. Connector (Support)
3. Connector (Access and Back-up)
4. Harness
5. Training



Proof Loader Kit

- Reusable Anchorage System for Fall Arrest and Work Restraint
- 22kN MBS
- Can be removed and placed repeatedly into pre-drill holes
- Simple to install and remove
- Can be placed into concrete, or any suitable substrate
- Stainless Steel construction
- Easy to release after being loaded
- Supplied with proof loading tool to allow testing of placement
- Supplied with a purpose made carry bag
- Supplied with clear instructions and individually serial numbered certification
- CE approved to EN358

Suitable for:



Industrial
Rope Access



Lift Installation
and Service

Order Code: PROOF LOADER KIT
NO LONGER AVAILABLE



Tripod

- Tripod for vertical entry into a confined space
- Requires an anchor point centrally located above the access opening
- The Tripod is rated as an anchor point for the workers equipment
- Can be used with a Spanhoist for lowering the worker
- Or with a Fall Arrest Recover Block to rescue the worker in an emergency
- Supplied with clear instructions and individually serial numbered certification



Order Code: 5/2987

Suitable for:



Confined Space

WORK POSITIONING

1. Anchor
- 2. Connector (Support)**
3. Connector (Access and Back-up)
4. Harness
5. Training



Connecting Device for Support

Order Code: 5/2696-WPLANY 2M

Suitable for:



Telecoms



Utilities



CLIMA Work Position Lanyard

- Adjustable Lanyard for Work Positioning applications
- Screw link connector for semi-permanent attachment to waist belt
- Lightweight Captive Eye Alloy Double Action connector for ease of attachment
- Adjustable from 2m to 0.5m
- Constructed from kermantle rope to reduce weight
- Wear sleeve to protect rope
- Easy adjustment mechanism to set your position accurately
- Supplied with clear instructions and individually serial numbered certification
- CE approved to EN358

Order Code: SPAN-4-12.5

Suitable for:



Confined Space



SpanHoist II Kit

This personal access kit can be used by a worker to raise and lower themselves to a work location. The kit can also be used by a second person to remotely raise and lower the worker. This kit can be used with a range of anchorage options, such as davits, tripods and attachment slings. To increase worker comfort this kit should be used with the CLIMA harness, or a work seat.

Pulley features:

- One-way Friction Pulley for increased control when lowering,
- Locking Cam for security and rescue hauling,
- Lightweight Alloy construction.

Footloop

- Multifunction, for use as a footloop to assist hauling, or a work restraint lanyard to prevent falls,
- Adjustable from 1m to 1.6m,
- Additional wear sleeving to reduce abrasion.

WORK POSITIONING

1. Anchor
2. Connector (Support)
- 3. Connector (Access and Back-up)**
4. Harness
5. Training

Connecting Device for Access



Climbers Technical Double Slinging Lanyard

- Twin leg loop back fall arrest lanyard.
- Twin lanyards provide 100% attachment while climbing and traversing.
- Loops allow the worker to create an anchor point around steelwork.
- The SP140 energy absorbing pack has a protective cover which can be removed for inspection.
- The duplex construction increase the resistance to small radius edges during a fall.
- Total length to anchor ring 2m
- Working length when looped around anchor 1.5m
- Working length when karabiner used as anchor connector 1m
- Supplied with clear user instructions
- Individually serial numbered certification for traceability
- CE approved to EN355:2002

- Supplied with clear user instructions
- Individually serial numbered certification for traceability
- CE approved to EN355

Order Code: FAL-01D02



Suitable for:



Telecoms



Military

CLIMA Vertical Line

- Guided type fall arrest system for persons requiring protection while climbing vertical structures
- Available with either a 10, 20 or 30-meter kermantle rope
- Removable "buddy" arrest device with optional captivating bolt
- Connecting lanyard
- Supplied with alloy double action captive karabiners for ease of use and security
- Comes with 70kN attachment sling for anchorage to structure
- Supplied with storage bag to protect the line when not in use
- Supplied with clear instructions and individually serial numbered certification
- CE approved to EN353-2

Order Code: CLIMA VL



Suitable for:



Telecoms




High Bay Pallet
Racking

WORK POSITIONING

1. Anchor
 2. Connector (Support)
 - 3. Connector (Access and Back-up)**
 4. Harness
 5. Training
-



Safeline V-8 Vertical Fall Protection System



Suitable for:



Roof Work

- V-8 Vertical Fall Protection System
- Incorporating the patented linear force attenuator
- Providing comprehensive protection working at height on any type of fixed ladder
- Suitable for internal or external structure installations
- Parts are constructed from marine grade stainless steel
- Providing a durable long term solution in harsh, marine or exposed environments
- V-8 Catcher device provides a continuous attachment to the lifeline, allowing entry and exit from the system
- No need to operate the catcher gate mechanism
- Hands free movement past intermediate wire guides, allowing the user to climb the ladder with both hands free

Order Code: 228-V8

WORK POSITIONING

1. Anchor
 2. Connector (Support)
 3. Connector (Access and Back-up)
 - 4. Harness**
 5. Training
-



CLIMA TECH

- Multi-purpose harness
- Front and Rear Fall Arrest Attachment
- Side-D work positioning attachment points on waist belt
- Central waist attachment for Work Positioning
- Adjustable at leg loops, shoulders and waist
- Available in standard or large size
- Attachment strap for chest ascender
- Plastic coated equipment storage loops on belt
- Fast clip buckle on chest for ease of fitting and removal
- Pocket Inspection Guide
- Supplied with clear instructions and individually serial numbered certification
- CE approved to EN358

Suitable for:



Industrial
Rope Access



Telecoms

Order Code: CLIMA TECH



WORK POSITIONING

1. Anchor
2. Connector (Support)
3. Connector (Access and Back-up)
- 4. Harness**
5. Training



Order Code: EXCEL 2-XB

Suitable for:



Telecoms



High Bay Pallet Racking



EXCEL 2XB + Belt

- Padded Full Body Harness incorporating comfort pads ideal for Fall Arrest and Work Restraint applications
- Front and Rear Fall Arrest Attachments
- Optional padded belt with work positioning attachment points, can be added retrospectively or supplied as a permanent integral feature
- Adjustable at leg loops, shoulders and chest
- Available in standard size, for larger operative see EXCEL ATLAS
- Quick-loc buckles for ease of fitting and removal
- Shoulder and Back Pad for increased comfort
- Steel attachment points and shoulder adjustment buckles
- Supplied with clear user instructions
- Individually serial numbered certification for traceability
- Dirt and UV protection storage and carry bag
- CE approved to EN361

Order Code: UEH – STD / UEH – LARGE

Suitable for:



Utilities



Military



ULTIMA

- Full Body Work Restraint and Fall Arrest Harness, with integral Work Positioning Belt
- Front and Rear Fall Arrest Attachment
- Side-D work positioning attachment points on waist belt
- Adjustable at leg loops, shoulders and chest
- Available in standard or large size
- Designed for superior levels of comfort
- Attachment loops for tool bags or frogs
- Steel buckles and fittings
- Pocket Inspection Guide
- Supplied with clear instructions and individually serial numbered certification
- CE approved to EN361 and EN358

WORK POSITIONING

1. Anchor
2. Connector (Support)
3. Connector (Access and Back-up)
4. Harness

5. Training

For information and booking:
www.spanset.co.uk/training.shtml



Height Safety Equipment Appreciation and Inspection

Suitable for:



All Industry Sectors

A foundation theory based module for anyone involved in work at height using Personal Fall Protection Equipment (PFPE). The course is designed to give operatives an understanding of the principles for the selection, use and maintenance of PFPE and the associated legislation. The course will also provide supervisors and managers with a valuable insight into the requirements of their staff when working at height. With all work at height training it is essential that the theory elements are combined with practical sessions. The module 1 can be combined with a wide variety of practical Modules to tailor the overall course to your requirements.

Order Code: HS Module 1



Occasional Industrial Climber

Suitable for:



Telecoms



High Bay Pallet Racking

This is a practical based module designed for those who work on towers, masts and pylons or similar industrial structures using pre installed safety systems combined with work position techniques. The course covers the care, use and maintenance of all the equipment including pre use checks for installed systems. During training delegates will be expected to carry out activities at a height in excess of 20m and provided with an overview of the requirements for rescue provision.

Order Code: HS Module 3



Advanced Industrial Climber

Suitable for:



Utilities



Telecoms

This practical base module is an enhancement to Module 3 and is intended for those who wish to supervise work on towers, masts and pylons, or similar structures. On completion of the course they should be able to carry out pre-use checks and set up temporary access systems, as well as climb using double legged fall arrest lanyards. Delegates will review the requirements for emergency planning and carry out evacuations and rescues of suspended casualties using a nominated rescue kit.

Order Code: HS Module 4



The industrial climbers kit is designed for those working on towers, masts, and pylons or similar industrial structures such as high bay racking. The kit will combine with permanently installed systems where available. The CLIMA fall arrest lanyard and CLIMA work position lanyard are ideal where the user has to provide their own security.



WORK POSITIONING

Industrial Climbing Solutions

1. Anchor
2. Connector (Support)
3. Connector (Access and Back-up)
4. Harness
5. Training

Order Code: IC KIT

Industrial Climbing Kit

- Padded EXCEL harness and belt for comfort while working
- CLIMA Energy absorbing lanyard with twin legs for climbing
- CLIMA fall arrest lanyard with integrated anchor slings
- Lightweight and easy to adjust CLIMA work position lanyard for support while working
- Training on pre-use checks and correct use

Contains:

- EXCEL 2-XB Harness (See Page 39)
- Twin Web Loop Back Lanyard
- CLIMA Work Position Lanyard (See Page 37)
- Protective Carrying Bag

Suitable for:



Telecoms

Training

- Module 1 - Height Safety Equipment Appreciation and Inspection (See p. 40)
- Module 3 - Occasional Industrial Climber (See p. 40)
- Module 4 - Advanced Industrial Climber (See p. 40)



Training code:
HS Module 1, 3 + 4

WORK POSITIONING

Rope Access Solutions

Complete Rope Access Kit



Why choose SpanSet for Rope Access Solutions

Industrial rope access techniques are a modern low impact solution for accessing difficult or remote areas. Utilising highly trained technicians, who work in carefully structured teams, the techniques combine effectiveness with a high level of safety. The Industrial Rope Access Trade Association (IRATA) of which SpanSet is a member is the lead body for rope access defining the best practice for the training and qualification of technicians as well as the operation of member companies and contracts. As a manufacturer and IRATA training member SpanSet is ideally placed to offer a range of solutions for Rope Access companies and technicians. For individuals and organisations starting in the IRATA scheme SpanSet is able to offer training, equipment and advice to support your development. Where as for existing Rope Access Operators SpanSet is able to provide cutting edge technical products to meet the rigorous demands of work environments and work with you to create unique solutions to customers access problems. After use removal is simple ready for the next application. The kit includes two SpanAnchors.

Order Code: ROPE ACCESS KIT



Industrial Rope Access Kit

- As a manufacturer and IRATA training member SpanSet is ideally placed to offer a range of solutions for Rope Access companies and technicians.
- For individuals and organisations starting in the IRATA scheme SpanSet is offer training, equipment and advice to support your development.
- Whereas for existing Rope Access Operators SpanSet is able to provide cutting edge technical products to meet rigorous demands of work environments and work with you to create unique solutions to customers access problems.

WORK POSITIONING

Rope Access Solutions

Proof Loader
Attachment Sling
Semi-Static Rope



Order Code: PROOF LOADER KIT
NO LONGER AVAILABLE



Proof Loader Kit

- Reusable Anchorage System for Fall Arrest and Work Restraint
- 22kN MBS
- Can be removed and placed repeatedly into pre-drill holes
- Simple to install and remove
- Can be placed into concrete, or any suitable substrate
- Stainless Steel construction
- Easy to release after being loaded
- Supplied with proof loading tool to allow testing of placement
- Supplied with a purpose made carry bag
- Supplied with clear instructions and individually serial numbered certification
- CE approved to EN358

Order Code: ATSL 1M EWL



Attachment Sling

- Temporary Anchorage Sling for Work Restraint, Work Positioning and Fall Arrest
- Available in a range of lengths
- Continuous polyester sling surrounded with a protective tubular sleeve
- MBS 70kN
- Pocket Inspection Guide
- Supplied with clear instructions and individually serial numbered certification
- CE approved to EN566 and EN795

Order Code: 5/3029 – 10.5mm | 5/3028 – 11mm



Semi Static Rope

- Kermantle Rope
- SpanSet hold stock of 10.5mm & 11mm rope
- We can supply other sizes, specifications and colours on request.
- CE approved to EN1891

WORK POSITIONING

Rope Access Solutions

Rope Access Footloop
CLIMA Work Position Lanyard



Training

IRATA Training and Competency Structure

No previous experience required. Aptitude for working at height. Physically and medically fit. 5-Day training course with independent assessment.

Level 1 Rope Access Technician

Capable of performing a range of activities under the supervision of a level 3. Responsible for own personal rope access equipment.

Minimum of 12 months and 1000 hours of work experience in a variety of tasks as a level 1 rope access technician. Physically and medically fit. 5-Day training course with independent assessment.

Level 2 Rope Access Technician

Capable of rigging ropes and undertaking rescues, including hauling, under the supervision of a level 3 rope access technician.

Minimum of 12 months and 1000 hours of work experience as a level 2 rope access technician. Physically and medically fit. Appropriate first aid certificate. Written recommendation from an IRATA member company or assessor. 5-Day training course with independent assessment.

Level 3 Rope Access Technician (Supervisor)

Capable of site supervision for rope access work projects. Comprehensive knowledge of advanced rescue techniques. Conversant with relevant work techniques & legislation.

Rope Access Footloop

Order Code: FOOTLOOP ROPE ACCESS

- Adjustable foot loop for rope access and Work Restraint
- Provided with wear sleeve
- Design and range of adjustment makes it ideal for aid climbing in counter balance rescue
- Supplied with clear instructions and individually serial numbered certification
- CE approved to EN358



CLIMA Work Position Lanyard

Order Code: 5/2696-WPLANY 2M

- Adjustable Lanyard for Work Positioning applications
- Screw link connector for semi-permanent attachment to waist belt
- Lightweight Captive Eye Alloy Double Action connector for ease of attachment
- Adjustable from 2m to 0.5m
- Constructed from kermantle rope to reduce weight
- Wear sleeve to protect rope
- Easy adjustment mechanism to set your position accurately
- Supplied with clear instructions and individually serial numbered certification
- CE approved to EN358



WORK POSITIONING

Rope Access Solutions

CLIMA Fall Arrest Lanyard Buddy



Order Code: FAL-01D02



Climbers Technical Double Slinging Lanyard

- Twin leg loop back fall arrest lanyard.
- Twin lanyards provide 100% attachment while climbing and traversing.
- Loops allow the worker to create an anchor point around steelwork.
- The SP140 energy absorbing pack has a protective cover which can be removed for inspection.
- The duplex construction increase the resistance to small radius edges during a fall.
- Total length to anchor ring 2m
- Working length when looped around anchor 1.5m
- Working length when karabiner used as anchor connector 1m
- Supplied with clear user instructions
- Individually serial numbered certification for traceability
- CE approved to EN355:2002

Order Code: 5/2697



Suitable for:



Industrial
Rope Access

Buddy

- Fall Arrest Device
- Can either be used directly attached to harness for reduced clearance areas
- Or with up to a 500mm long lanyard for more freedom
- Ideal for rope access technicians requiring a back up device capable of protecting 2 people
- Supplied with clear instructions and individually serial numbered certification
- CE approved to EN353-2

WORK POSITIONING

Confined Space Solution

Tripod Bundle

SpanHoist II

Recovery Block



Confined Space Solution

Confined space workers must consider rescue and retrieval as part of their planning. The incorporation of a harness can make rescue and retrieval simpler even where the task does not include exposure to work at height. Where the task includes work at height the harness becomes more integral to the overall solution for access, egress and recovery.

If the primary means entry to a confined space is by ladder, or steps, it is acceptable for a worker to be connected to a Recovery Block. In the event of a fall, or incapacitation the worker can be raised or lowered. This 'system' is for emergency use only and must not be used for man-riding i.e. suspension of a worker, unless it is a rescue situation.

If the only means of entry into a confined space is by 'man-riding' the worker must be raised & lowered by a lifting system, such as the SpanHoist. This operation must then be protected by a back-up system, such as a Recovery Block. This arrangement ensures that whilst in 'suspension' a worker is always protected by two separate systems.

Tripod Bundle

Tripod Bundle consists of a Tripod, Recovery Block and brackets to suit both tripod and block.

- Tripod provides an EN795 class B rated anchorage
- For up to 2 workers
- Crown of Tripod includes two anchorage eyes
- The eyes can carry a pulley
- The pulley diverts the lifeline of the recovery block
- A Spanhoist can be suspended from the tripod
- Spanhoist system is for lifting and lowering
- Recovery block is normally mounted onto the leg of the tripod
- To mount the block a special bracket is used
- Maximum height of tripod is 2.3m, diameter 1.55m
- Tripod is easy to set up & dismantle

Order Code: 5/2993



SpanHoist II

This is a preassemble kit for personal, or assisted access into confined spaces. The kit is designed to allow a worker to be lowered, or lower themselves into a confined space. The worker can then raise themselves up out of the confined space, or the worker can be remotely raised. In the event of a recovery the kit can be operated by a rescuer remotely from the anchor point to lift the casualty out. The kit includes one way pulleys for efficient lifting and controlled descents as well as a footloop and locking mechanism for security.

Order Code: SPAN-4-12.5



Recovery Block

- Retractable Type Fall Arrest Block
- Designed to give workers freedom of movement and reduces the clearance height requirement in environments where they can be attached to overhead anchor points.
- 15m Steel Rope Fall Arrest Block
- Steel Action Hook for easy attachment to harness
- Steel Karabiner for attachment to an anchorage sling, or bolt
- Lightweight web design
- Load indicator allowing quick check for evidence of shock loading
- Supplied with clear instructions and individually serial numbered certification
- Pocket Inspection Guide
- CE approved to EN360

Order Code: SVLRB-15



WORK POSITIONING

Confined Space Solution

2 Point Rescue

Height Safety Equipment
Appreciation and Inspection

Access, Egress and Rescue
from a Confined Space



- Lightweight Full Body Confined Space and Fall Arrest Rescue Harness
- Front and Rear Fall Arrest Attachments
- Adjustable at leg loops, shoulders and chest
- Available in standard size
- Steel attachment points and shoulder adjustment buckles
- Pocket Inspection Guide
- Supplied with clear instructions and individually serial numbered certification
- CE approved to EN361

Order Code: 2PR



2 Point Rescue



A foundation theory based module for anyone involved in work at height using Personal Fall Protection Equipment (PFPE). The course is designed to give operatives an understanding of the principles for the selection, use and maintenance of PFPE and the associated legislation. The course will also provide supervisors and managers with a valuable insight into the requirements of their staff when working at height. With all work at height training it is essential that the theory elements are combined with practical sessions. The module 1 can be combined with a wide variety of practical Modules to tailor the overall course to your requirements.

Order Code: HS Module 1



Height Safety Equipment Appreciation and Inspection



This practical based module is designed for those who intend to use full body harnesses for confined space access, egress and rescue. On completion of the course they should be able to carry out pre-use checks and use of confined space access equipment to raise, lower and rescue a worker from a confined space. The course covers use of tripods and davits as anchorages, winches and rope hauling systems for lifting and lowering and recovery type fall arrest blocks for rescue.

Order Code: Module 10



Access, Egress and Rescue from a Confined Space



01.3





Fall Arrest

Definitions	52
Anchor	54
Connector	55
Harness	60
Training	63
Recommended Solutions	64
Scaffold Solution	64
Tradesman Solution	65

FALL ARREST

1. Anchor
 2. Connector
 3. Harness
 4. Training
-

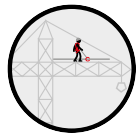
Industry sectors that use Fall Arrest techniques:



Scaffolding



Wind Energy



Tower crane erection and maintenance



High Bay Pallet Racking

Fall Arrest limiting the distance and effects of a fall

Where a worker requires freedom of movement to climb between platforms, or move around on a structure, then it may not be possible to remove the risk of a fall completely. In these situations it is important to mitigate the consequences of the fall as far as possible. This is a common situation in areas where workers build, maintain or dismantle structures such as Scaffolding, steel frame buildings, tower cranes or racking systems.

Fall arrest systems work by keeping the fall distance and impact forces to within known limits. Different items of equipment achieve this in different ways and understanding this enables users to select the most appropriate method for their application. The fact that this type of protection allows the worker to fall also means that consideration must be given to rescue or recovery of a suspended worker.

The training required for the use of fall arrest equipment should include both theoretical and practical sessions so that users can match their understanding to real life applications. The theory side must look at all aspects from planning through to implementation and rescue.

All fall arrest equipment will limit the impact forces applied to the user to below 6kN. Some

equipment achieves this by limiting the potential fall thus preventing the user gathering momentum. Alternatively equipment can allow the fall to occur and slow the falling user down over a known distance by dissipating the energy generated.

When considering clearance heights users should take into account obstacles such as plant, machinery, structural elements as well as platforms or floor levels. Items that limit the fall distance generally require anchorages above the user to be effective, but are better suited where clearance height is a problem. Where the only anchorages are at or below the users foot level then equipment that can dissipate energy are generally more appropriate, but they will require increased clearance height.

Rescue planning may seem daunting, but SpanSet pioneered the provision of rescue solutions designed for one worker to rescue another. Rescue solutions range from improvised methods utilising available access equipment, to the complex and bespoke techniques of the emergency services and through to simple pre assembled kits. The key is selecting the right one for the user and their application.

1. Anchor

The anchor point for a Fall Arrest System must be able to withstand the shock load generated as the fall is arrested. Therefore in every situation SpanSet recommends that the worker selects an anchor point that is unquestionably sound, or an anchor device which is tested to EN795.

2. Connector

The connector in a fall arrest system performs the critical function of arresting the workers fall. The aim is to have as little "slack" as possible, so that the connector will begin to arrest the fall as soon as possible. However some connectors also include energy absorbing elements that are able to reduce the impact force of the fall when there is significant "slack" in the system. The choice of connector may be influenced by the clearance height available below the user

3. Harness

The harness must be able to support the workers body in the correct position as the fall is arrested. The European standard ensures the harness will always be strong enough to do its job, however it is essential that the worker has the correct size of harness for it to function properly. It must also be practical and comfortable in use while the worker is moving and carrying out their normal tasks.

Training

Training is the essential final element in a Fall Arrest System, because of the inherent risks of incorrect use. The worker must be certain that each of the components already described has been chosen correctly and that they are fully competent in their use. If the worker is not able to understand the correct use, or the potential consequences of misuse, then the employer has a legal responsibility to address this through training. There are no second chances when a worker falls. SpanSet has a range of modular training courses that are designed to be added together to achieve the appropriate level of training for your work force.



FALL ARREST

1. Anchor

2. Connector
 3. Harness
 4. Training
-



Horizontal Safety Line

- Temporary Horizontal Anchorage Line for Work Restraint and Fall Arrest
- Supplied with loops or swivel hooks
- Adjusts to a maximum working length of 20m
- Wear indicator built into the webbing for ease of inspection
- Integral storage bag for transport and stowage of excess webbing
- Supplied with clear instructions and individually serial numbered certification
- Pocket Inspection Guide
- CE approved to EN795 Class C

- **Patent Number: GB 22696223B**

Order Code: HSL-HH



Suitable for:



Construction



Steel
Erection

WRAPPA

- Temporary Anchorage Sling for Scaffolders. Provides a quantified anchor point on a standard scaffold tube
- EWL 0.5m
- Colour coded to ensure correct installation and use
- Continuous polyester sling surrounded with a protective tubular sleeve
- MBS 70kN
- Supplied with clear instructions and individually serial numbered certification
- Pocket Inspection Guide
- CE approved to EN566 and EN795



Suitable for:



Scaffolding



FALL ARREST

1. Anchor
- 2. Connector**
3. Harness
4. Training

Fall Arrest Lanyards

Order Code: CAPCHA



Suitable for:



Vehicle Fall
Protection

CAPCHA

- Capcha Fall Protection for Vehicles
- CE Marked Approved to EN 795
- **Fall Arrest System for**
 - Curtainsider vehicles
 - Double-deck trailers
 - Workshops and Bays
 - Tanker Gantries
- Protection from ground to the deck and back
- Full hands free access to the platform area
- Unobtrusive permanent installation
- Stainless steel construction
- Minimum maintenance
- Used in combination with the Driver Harness

Order Code: FAG-08C01

Suitable for:



Roof Work



Powered
Access



Energy Absorbing Lanyard - Single Adjustable Length

- Single adjustable length leg fall arrest lanyard.
- The SP140 energy absorbing pack has a protective cover which can be removed for inspection and a "clip back" ring.
- The duplex construction increase the resistance to small radius edges during a fall.
- Effective working length 2m reducing to 1.5m
- Easy to adjust
- Connectors - auto-lock karabiners with captivating pin
- Supplied with clear user instructions
- Individually serial numbered certification for traceability
- CE approved to EN355:2002

FALL ARREST

1. Anchor
 - 2. Connector**
 3. Harness
 4. Training
-

Fall Arrest Lanyards



Single Dynamic Self Retracting Lanyard

- Single Self Retracting Lanyard for fall arrest application
- Retractable features – reduces fall distances & reduces tangles/trip hazards
- One small retracting life line with one common energy absorbing pack
- Shock Pack stows neatly onto harness – compact and unobtrusive
- Screw link connector for semi-permanent attachment to harness
- Karabiner for anchorage
- Available with a range of karabiners for anchorage
- Anchorage from foot level up
- 2m in length including fittings
- Supplied with clear user instructions
- Individually serial numbered certification for traceability
- CE Approved to EN360 & EN355 Dynamic requirements

Order Code: FAQ - 11G04



Double Dynamic Self Retracting Lanyard

- Double Self Retracting Lanyard for fall arrest application
- Retractable features - reduces fall distances & reduces tangles/trip hazards
- Suitable for continuous attachment
- Combining two small retracting life lines with one common energy absorbing pack
- Shock Pack stows neatly onto harness – compact & unobtrusive
- Screw link connector for semi permanent attachment to harness
- Two Scaffold Hooks for anchorage
- Anchorage from foot level up
- 2m in length including fittings
- Supplied with clear user instructions
- Individually serial numbered certification for traceability
- CE approved to EN360 & EN355 Dynamic requirements

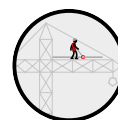
Order Code: FAR-11G10



Suitable for:



Scaffolding



Tower Crane
Erection and
Maintenance



FALL ARREST

1. Anchor
- 2. Connector**
3. Harness
4. Training

Guided Type Arresters
(Vertical Line Systems)

Order Code: FAA-01C09

Suitable for:



Scaffolding



Steel
Erection



Energy Absorbing Lanyard – Single Fixed Length

- Energy Absorbing Lanyards for Fall Arrest Applications
- Duplex webbing leg for increased edge resistance during a fall
- Single Fixed Length
- Available in effective lengths 1m or 2m
- SP140 energy absorbing pack for workers up to 140kg in weight
- Captive auto-lock karabiner for secure attachment to the harness
- Choice of captive auto-lock karabiner or scaffold hook for anchorage
- Supplied with clear user instructions
- Individually serial numbered certification for traceability
- CE approved to EN355

Order Code: CLIMA VL 30M

Suitable for:



High Bay Pallet
Racking



CLIMA Vertical Line

- Guided type fall arrest system for persons requiring protection while climbing vertical structures
- Available with either a 10, 20 or 30-meter kermantle rope
- Removable "buddy" arrest device with optional captivating bolt
- Connecting lanyard
- Supplied with alloy double action captive karabiners for ease of use and security
- Comes with 70kN attachment sling for anchorage to structure
- Supplied with storage bag to protect the line when not in use
- Supplied with clear instructions and individually serial numbered certification
- CE approved to EN353-2

FALL ARREST

1. Anchor
 - 2. Connector**
 3. Harness
 4. Training
-



Saverline Fall Arrest Block Lightweight

- Lightweight retractable type Fall Arrest Block
- Ideal for applications where weight and size are critical
- Steel double action anchor karabiner
- Plastic housing
- Aluminium triple action karabiner for harness with fall indicator
- Webbing lifeline remains in constant tension
- Lifeline available in a choice of three lengths, 3.5, 7 or 12m
- Supplied with clear user instructions
- Individual serial numbered certification for traceability
- Pocket Inspection Guide
- CE Approved to EN360 and VG11 CN8/P/11.060 (Edge Tests)

Order code:
2002108 – 3.5m
2002110 – 7m
2002112 – 12m



Suitable for:



Vehicle Fall
Protection



Scaffolding

Saverline Fall Arrest Block Heavy Duty

- Heavy duty retractable type Fall Arrest Block
- Galvanised steel rope for aggressive environments
- Steel double action anchor karabiner
- Plastic housing (18m version comes in aluminium housing)
- Aluminium triple action karabiner for harness with fall indicator
- Webbing lifeline remains in constant tension
- Lifeline available in a choice of lengths, 3, 6, 12 or 18m
- Supplied with clear user instructions
- Individual serial numbered certification for traceability
- Pocket Inspection Guide
- CE Approved to EN360 and VG11 CNB/P/11.060 (Edge Tests)

Order code:
2002107 – 3m
2002109 – 6m
2002111 – 12m
2002362 – 18m



Suitable for:



Capcha



Oil & Gas

FALL ARREST

1. Anchor

2. Connector

3. Harness

4. Training



Order Code: 228-V8



Suitable for:



Telecoms



Oil & Gas

Safeline V-8 Vertical Fall Protection System

- V-8 Vertical Fall Protection System
- Incorporating the patented linear force attenuator
- Providing comprehensive protection working at height on any type of fixed ladder
- Suitable for internal or external structure installations
- Parts are constructed from marine grade stainless steel
- Providing a durable long term solution in harsh, marine or exposed environments
- V-8 Catcher device provides a continuous attachment to the lifeline, allowing entry and exit from the system
- No need to operate the catcher gate mechanism
- Hands free movement past intermediate wire guides, allowing the user to climb the ladder with both hands free

Order Code: 5/2697



Suitable for:



Industrial
Rope Access

Buddy

- Fall Arrest Device
- Can either be used directly attached to harness for reduced clearance areas
- Or with up to a 500mm long lanyard for more freedom
- Ideal for rope access technicians requiring a back up device capable of protecting 2 people
- Supplied with clear instructions and individually serial numbered certification
- CE approved to EN353-2

FALL ARREST

1. Anchor
 2. Connector
 - 3. Harness**
 4. Training
-



2-X Harness

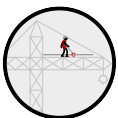
- Lightweight Full Body Work Restraint and Fall Arrest Harness
- Attachment points at front and rear
- Adjustable at leg loops, shoulders and chest
- Available in standard size
- Steel attachment points and shoulder adjustment buckles
- Pocket Inspection Guide
- Supplied with clear instructions and individually serial numbered certification
- CE approved to EN361

Order Code: 2-X

Suitable for:



Industrial
Rope Access



Tower Crane
Erection and
Maintenance



FALL ARREST

1. Anchor
 2. Connector
 - 3. Harness**
 4. Training
-



Order Code: ATLAS 140



ATLAS

- Full Body Work Restraint and Fall Arrest Harness
- Front and Rear Fall Arrest Attachments
- Adjustable at leg loops, shoulders and chest
- Designed for users up to 140kg
- Stainless Steel buckles and fittings
- Re-inforced with substantial construction to provide support for larger users
- Pocket Inspection Guide
- Supplied with clear instructions and individually serial numbered certification
- CE approved to EN361

Suitable for:



Steel
Erection



Scaffolding

FALL ARREST

1. Anchor
 2. Connector
 - 3. Harness**
 4. Training
-



EXCEL 2 X Point Harness

- Padded Full Body Harness incorporating comfort pads ideal for Fall Arrest and Work Restraint applications
- Front and Rear Fall Arrest Attachments
- Optional padded belt with work positioning attachment points, can be added retrospectively or supplied as a permanent integral feature
- Adjustable at leg loops, shoulders and chest
- Available in standard size, for larger operative see EXCEL ATLAS
- Quick-loc buckles for ease of fitting and removal
- Shoulder and Back Pad for increased comfort
- Steel attachment points and shoulder adjustment buckles
- Supplied with clear user instructions
- Individually serial numbered certification for traceability
- Dirt and UV protection storage and carry bag
- CE approved to EN361

Order Code: EXCEL 2-X



Suitable for:



High Bay
Pallet Racking



Wind Energy

FALL ARREST

1. Anchor
 2. Connector
 3. Harness
 - 4. Training**
-

For information and booking:
www.spanset.co.uk/training.shtml



A foundation theory based module for anyone involved in work at height using Personal Fall Protection Equipment (PFPE). The course is designed to give operatives an understanding of the principles for the selection, use and maintenance of PFPE and the associated legislation. The course will also provide supervisors and managers with a valuable insight into the requirements of their staff when working at height. With all work at height training it is essential that the theory elements are combined with practical sessions. The module 1 can be combined with a wide variety of practical Modules to tailor the overall course to your requirements.

Order Code: HS Module 1




This practical module is designed for workers who are using temporary fall arrest equipment to access or protect their work. On completion of the course they will be able to carry out pre-use checks, install and use their own personal fall arrest equipment and systems. The course is aimed at workers from a range of different environments, for ample construction, offshore energy, or facility maintenance.

Order Code: HS Module 2



This training module is a theory and practical enhancement of the foundation Module 1. The course is intended for workers who will be made the nominated competent person for maintenance of personal fall protection equipment. On completion of the course workers will be able to inspect simple personal fall protection equipment, maintain records for the equipment and have an awareness of the manufacturing and testing requirements for new equipment. Trainees should also be assessed by their employers to ensure they also have the required experience and aptitude.

Order Code: HS Module 7



Height Safety Equipment Appreciation and Inspection

Suitable for:



All Industry Sectors

Practical Use of Personal Fall Protection Equipment

Suitable for:



Roof Work



Vehicle Fall Protection

Competent Person Practical Inspection and Record Keeping

Suitable for:



Roof Work



Vehicle Fall Protection

FALL ARREST

Scaffold Solutions

1. Anchor
2. Connector
3. Harness
4. Training



During the erection and dismantling of scaffold structures it is often necessary to use personal fall protection. The choice of equipment should take into account the demands of the scaffolder as he carries out his work.

The Spanset Scaff kit comprises of a full body harness with a rear attachment and reinforced shoulder pads. This helps keep equipment out of their working area and adds comfort / durability when carrying scaffold tubes. The lanyard incorporates a steel scaffold hook and is 1.75m in length plus connectors. Users can attach the lanyard directly onto tubes and have sufficient reach to carry out most activities.

Scaffold Kit

- Autolock karabiner for anchorage to the platform
- Adjustable lanyard to match the platform size being used
- Full Body harness for security
- Training on pre-use checks and correct use

Contains:

- 1-X SCF (See Page 28)
- Lanyard Parking Point
- Energy Absorbing Lanyard - Single Fixed Length
- Protective Carrying Bag

Suitable for:



Scaffolding

Order Code: **SCAFF KIT**



Training

- Module 1 - Height Safety Equipment Appreciation and Inspection (See p. 25)
- Module 2 - Practical Use of Personal Fall Protection Equipment (See p. 51)



Training code:
HS Module 1+2

For many workers carrying out routine tasks Work at Height can form a part of their role. Providing adequate protection for these workers can be difficult as the work often varies depending upon their task.

The SpanSet Tradesman solution provides a variety of options in one compact kit. The harness has front and rear attachment points and is simple to fit. The lanyard supplied has coloured adjustment loops that allow workers to reduce falls or even prevent them altogether making it ideal for fall arrest or use in mobile platforms. To ensure the lanyard can be anchored securely it is supplied with an autolock karabiner and a sling for attaching to larger structures.



Order Code: TM KIT



Training code:
HS Module 1+2



FALL ARREST

Tradesman Solutions

1. Anchor
2. Connector
3. Harness
4. Training

Tradesman Kit

- Attachment sling for anchoring to steelwork
- Work Position Line to limit movement and prevent falls
- Adjustable Fall Arrest Lanyard for use with fixed line systems
- 2-X Harness for safe access and security while working
- Training on pre-use checks and correct use

Contains:

- 2-X Harness (See Page 54)
- Attachment Sling (See Page 26)
- Energy Absorbing Lanyard - Single Loop Back
- Protective Carrying Bag

Suitable for:



Roof Work

Training

- Module 1 - Height Safety Equipment Appreciation and Inspection (See p. 25)
- Module 2 - Practical Use of Personal Fall Protection Equipment (See p. 51)

01.4





Rescue and Evacuation

Definitions	68
Evacuation	70
1 st Response Rescue	72
Emergency Response Teams	73
Emergency Services	74
Training	75

RESCUE AND EVACUATION

Evacuation

1st Response Rescue

Emergency Response Teams

Emergency Services

Industry sectors that require Rescue & Evacuation:



Construction



Telecoms



Offshore Oil and Gas



Emergency Services

Emergency Response

– Why SpanSet can help you find a solution?

If you have selected a method of working that could result in a worker being suspended in a harness, for example fall arrest, or work positioning techniques, then you must consider the rescue implications.

Rescue for personnel suspended at height is an issue that needs addressing for workers, whether they are at 2m or 200m. Traditionally a great deal of emphasis has been placed on this area by those working in extreme environments and quite rightly so. It also applies however to areas that appear more straightforward, but in these areas it is seldom addressed.

Unconsciousness or death can occur to a suspended casualty even though they may not be injured after their initial fall. This is due to a decrease in the effective circulation of oxygenated blood around the body caused by a combination of factors, such as body position, compression by the harness and a lack of muscle pumping of venous blood.

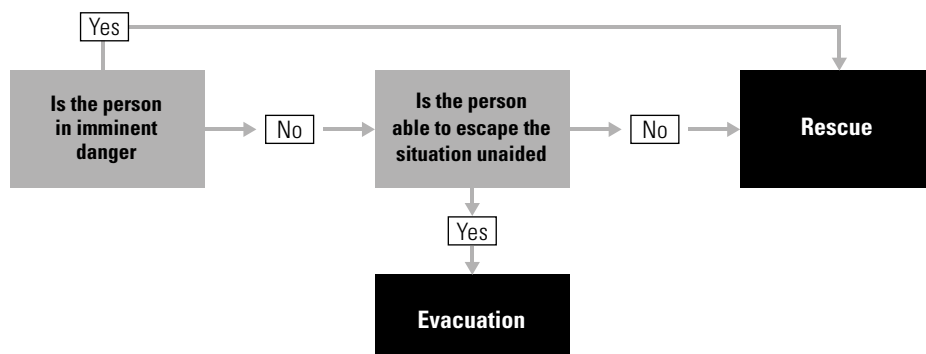
If the worker is able to move, or relieve the pressure points, then the side effects can be dramatically reduced. However in the case of an unconscious worker the side effects continue unchecked and rescue is the only option. The time it takes for this condition to affect a person can vary greatly, so having an effective solution at hand for a speedy resolution is essential.

There are several approaches to rescue provision, 1st Response Rescue, Emergency Response Teams and the Emergency Services, each approach having its own merits and disadvantages. The rescue equipment can also take many different forms all with different levels of risk, training requirements, aptitude and commitment.

It is therefore important to identify the solution that is right for your application. In order to do this you must consider all the variables such as the equipment they are using, where they are using it and the capability of the users. The GOTCHA™ Rescue Range has been designed to provide simple, pre-assembled solutions for a variety of applications.

Another aspect of emergency planning that can be confused with Rescue is Evacuation.

A useful definition between Rescue and Evacuation is:



Choosing the right rescue solution for your workers

1st Response Rescue

- + Available as an on-site rescue solution
- + Immediate response
- + Often application specific
- + Can be carried out safely by a fellow worker or supported by the Emergency Services
- Requires a commitment from fellow workers
- Workers require training and refresher opportunities for it to be effective

This is a great solution for short term tasks or for contractors who need to provide a self contained solution for work at height.

Emergency Response Teams

- + Available as an on-site rescue solution
- + Fast response
- + Should cover all issues on the specific site
- + Carried out safely by staff selected and trained for the purposes identified
- + Able to work alongside the Emergency Services
- Requires a commitment from the site to set up a team and maintain its currency
- Requires constant appraisal to ensure new work tasks can be covered

This can be an expensive option, however larger sites may prefer this option as the team are able to cover many different work areas or tasks.

Emergency Services

- + Equipped to cope with a wide range of situations
- + Professional personnel
- + Skills and knowledge regularly refreshed
- Should not be considered as a first response solution for work at height
- Availability cannot be controlled by the site
- Response times will vary depending upon external factors
- Site specific issues may only be possible with consultation

The Emergency Services provide an excellent service, but are only able to address issues that they are aware and trained to perform. This is an option that many workers rely upon without actually checking that the service is capable of meeting their expectations.

1. Casualty

What we know:

- They are suspended from an anchor point
- They are wearing a full body harness
- They are at risk from the effects of suspension
- Whilst suspended it is virtually impossible to provide even basic first aid

2. Rescuer

What is required:

- They must address their own safety first
- They must be able to act calmly and effectively
- They must have regular practice in the techniques for rescue
- They should reassure the casualty

3. Equipment

What is required:

- It must recover the casualty to a point of safety with minimal risk to the casualty or rescuer
- It must be simple to operate
- It must be designed for the job it is being asked to perform



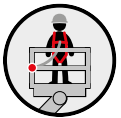
RESCUE AND EVACUATION

Evacuation



Gotcha ADD Plus

Suitable for:



Powered Access

Evacuation kits may be needed to escape from elevated platforms, vehicle cabs, or machinery if the worker cannot use the normal way of access & egress.

Suitable for evacuation from:

- High structures where constant rate lowering and minimal user input are required.

Evacuation direction:

- The GOTCHA ADD PLUS is ideal for a descent where the worker may have to negotiate obstructions to reach a point of safety Pre-assembled
- No assembly is required by the user Multiple Evacuees
- The kit is designed to be used for multiple descents in an emergency One person use
- The GOTCHA ADD is rated for loads up to 225kg Maximum Working Length
- The GOTCHA ADD kit is available in lengths up to 200 metres CE EN: 341 Class A

Order Code: GOTCHA ADD PLUS



Gotcha Evac II

Suitable for:



Powered Access

Evacuation kits may be needed to escape from elevated platforms, vehicle cabs, or machinery if the worker cannot use the normal way of access & egress.

Suitable for evacuation from:

- Very Narrow Isle Trucks, Elevated work platforms, etc
- Evacuation direction
- The GOTCHA EVAC II is a descent evacuation kit and requires the evacuee to descend to a point of safety Pre-assembled
- No assembly is required by the user Lone Evacuation
- The kit is designed for a worker to be able to evacuate themselves in an emergency One person use
- The GOTCHA EVAC II is rated for loads up to one person use (100kg) Maximum Working Length
- The GOTCHA EVAC kit is a 20 metre descent rescue kit CE EN12841

Order Code: GOTCHA EVAC II



RESCUE AND EVACUATION

Evacuation



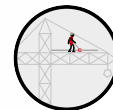
Order Code:
GOTCHA CRD 100M
GOTCHA REACH 100M



GOTCHA CRD Reach

GOTCHA CRD Standard

Suitable for:



Tower Crane



Powered Access



Wind Energy



Telecoms

- Suitable for evacuation from High Structures where constant rate lowering and minimal user input are required.
- Gotcha CRD Reach includes a remote attachment Pole and Frog Connector.
- Gotcha CRD Standard does not include the Pole and Frog Connector.
- This is a no cut kit. The casualty is raised to release their original attachment.
- Rescue direction. You can lower the casualty to safety and additionally it is possible to raise a casualty for limited distances.
- Evacuation direction. The user can descend to safety at a constant rate controlled by the device.
- Pre assembled. No assembly is required by the user
- Assisted rescue. The rescuer accesses the casualty in order to recover them.
- Lone evacuation. A single person can descend to safety.
- Multiple Evacuation. Once the first user has safely descended the system can be used by additional users in quick succession.
- Two person use. The Gotcha CRD is rated for loads up to 225kg
- Maximum working lengths. The Gotcha CRD is available in lengths of up to 100 metres for loads up to 225kg. For loads up to 150kg it is available in lengths of up to 400 metres.
- CE EN: 341 Class A.

RESCUE AND EVACUATION

1st Response Rescue



GOTCHA ORIGINAL Kit

Suitable for:



Scaffolding



Oil and Gas

- Suitable for Rescue from Fall Arrest Lanyards and Fall Arrest Blocks
- This is a no-cut kit. The casualty is raised to release their original attachment
- Rescue direction. You can raise or lower the casualty with this kit
- Pre-assembled. No assembly is required by the user
- Remote attachment. The casualty can be attached from a point of safety
- Single person use. The Gotcha is for raising or lowering a single person
- Maximum Working Length. The Gotcha kit is available in four lengths.
- Colour coding. The kit is colour coded for simplicity
- Independently tested to EN: 1496.

Order Code: GOTCHA KIT



Patent Number:
GB2376009

GOTCHA SHARK Kit

Suitable for:



Telecoms



Utilities

- Suitable for Rescue from Fall Arrest Lanyards, Vertical Fall Arrest Systems and Webbing Fall Arrest Blocks
- Bladeless cutting. The casualty is released by cutting their primary attachment with a unique bladeless cutter for safety and accuracy
- Rescue direction. The SHARK is a descent rescue kit and rescue entails the rescuer descending to the casualty collecting them and descending to safety
- Pre-assembled. No assembly is required by the user
- Assisted Rescue. The rescuer accesses the casualty in order to recover them.
- Two person use. The Gotcha SHARK is rated for loads up to 300KG in normal use.
- Maximum Working Length. Gotcha SHARK kits are available in the following lengths which define their working length. 30 Metre, 50 Metre, 66 Metre and 100 metre lengths
- CE EN: 341 Class D.

Order Code: SHARK 66M



RESCUE AND EVACUATION

Emergency Response Teams



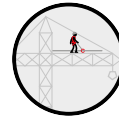
- Simple to fit harness for rescuing casualties
- Fitting simplified by colour coded straps and instruction labels
- Grab handle on rear to assist whilst manoeuvring casualty
- Adjustable to fit a wide range of sizes
- Folds neatly for transporting
- Stainless steel fittings
- Supplied with clear instructions and individually serial numbered certification
- Pocket Inspection Guide
- Approved to EN1497 and EN813

Order Code: CASUALTY HARNESS



GOTCHA Casualty Harness

Suitable for:



Tower Crane



Emergency Services

- Suitable for Rescue from vertical and horizontal situations where a flexible line system is required that can be tensioned or released in a controlled manner. This will allow raising operations, lowering operations and tensioning operations.
- Bladeless cutting. Casualties can be recovered without the need to cut them free due to the raising and lowering capabilities of the kit.
- Rescue direction. The Gotcha FR kit is capable of rescuing vertically up or down as well as horizontally by tensioning.
- Pre-assembled. No assembly is required by the user, but the kit can be changed from lowering mode into raising or tensioning mode by altering the configuration. This is pre set and simple to carry out.
- Assisted Rescue. The Gotcha FR kit can be used in many ways and is designed to work in conjunction with a second kit to provide additional security where required.
- Single person use. A single kit is capable of lowering or raising a single casualty.
- Two person use. Two kits used together will provide a work and secondary system suitable for lowering a rescuer to a casualty and then raising or lowering both the rescuer and casualty to a point of safety.
- Maximum working length. The Gotcha FR kits are available in 50 metre and 100 metre versions. Each kit is capable of being used for lowering operations up to that maximum length.

Order Code: GOTCHA FR KIT



GOTCHA FR Kit

Suitable for:



Offshore Oil and Gas



Emergency Services

RESCUE AND EVACUATION

Emergency Services



Rescue Cracker

Suitable for:



Industrial
Rope Access



Emergency
Services

- Ultra Lightweight Compact Assembly for Rescue 6:1 Pulley System
- The system allows the rescuer to transfer the casualty's weight from one attachment to another.
- Assembly packs away in it's on integral pouch for easy transportation and deployment
- Supplied with a compact rope clamp to allow attachment to kermantle rope.
- Supplied with clear user instructions and individually serial numbered certification

Order Code:CRP-6



Bespoke Line Rescue Kits

Suitable for:



Industrial
Rope Access



Emergency
Services

- Experienced line rescue teams can specify their own bespoke kits
- Made from a range of high quality components
- Kit will be supplied in a waterproof roll top kit bag
- Kit bag features carry handles, shoulder straps and tamper tagging facility
- For further information please contact our Technical Sales Team



Line Rescue Training

Suitable for:



Emergency
Services

This training module is a theory and practical session designed for Emergency Services personnel who wish to use line rescue techniques to operate safely and conduct emergency recoveries at height. The course covers the pre-use checks and use of personal protection techniques to ensure safe access, egress and work while at height. On completion of the course personnel will be able to select, assemble and use compatible components for a range of rescue techniques. A focus will be placed on using quantified components to create simple systems that can be applied using a range of techniques.

Order Code: HSR5



RESCUE AND EVACUATION

Training



This is a practical based module designed for workers at height and who need to use a pre-assembled rescue and evacuation kit as part of an on site emergency provision. On completion of the course they will be able to do pre-use checks of the equipment, set up equipment for their personal use, carry out evacuation of themselves and a conscious, or unconscious casualty. They will also be given an awareness of different harness options for casualties not wearing a full body harness. Where possible the training will be carried out in a location that replicates the workers own environment.

Order Code: Module HS5C



This is a practical based module designed for tradesmen who work at height and need to use a pre-assembled rescue kit as part of a 1st response rescue solution. On completion of the course they will be able to do pre-use checks of the equipment, set up equipment for their personal safety, carryout a recovery of both conscious and unconscious casualties and have an awareness of post rescue care. Where possible the training will be carried out in a location that replicates the workers own environment.

Order Code: Module HS5A



The practical based module is designed to enable ERT members or emergency staff to use the FR kit to tackle any situation they are required to provide cover. Team members will be trained to carry out pre-use checks and use personal fall protection equipment to ensure their safety while conducting a rescue. On completion of they will be able to apply the basic functions of the kit to achieve a number of line rescue techniques including; lifting, lowering, work positioning for rescuer, tension lines and cross hauling. Team member will also discuss the implications of suspension on a casualty and the appropriate post rescue care.

Order Code: HSR3



CRD Rescue Kit Practical Training

Suitable for:



Powered Access



Wind Energy

GOTCHA Rescue Kit Practical Training

Suitable for:



Roof Work



Scaffolding

GOTCHA FR Kit Training

Suitable for:



Offshore Oil and Gas



Emergency Services

OTHER SERVICES

Inspection
Service
Installations



Annual Inspection & Testing Service

European Standards dictate that all items of PPE for work at height and all safety systems undergo a periodic examination by a competent person. In addition, in the UK, "BS 8437:2005 Code of practice for selection, use and maintenance of personal fall protection systems and equipment for use in the workplace." Section 13.1.2 –States "Formal inspection procedures should be put in place by employers to ensure that personal fall protection equipment is given a detailed inspection ("thorough examination") by a competent person before first use

and at intervals not exceeding 6 months (or 3 months where the equipment is used in arduous conditions), and after circumstances liable to jeopardise safety have occurred.

SpanSet can perform the thorough inspections required by legislation and/or equipment manufacturers. We can also provide training for Competent Persons and therefore the combination of your staff and our services can increase the safety and ensure compliance.

IDXpert Net

Product identification and asset management combined into one simple process

- Allows you to easily manage all the components of your systems
- Clear identification of product with RFID technology
- Instant access to your records from any location with the online IDXpert Net portal
- Simplifies inspection recording and inspection planning
- Attach images, data sheets, instructions to your records
- Remote access to your certification records
- Transfer between multiple locations or mobile locations
- Perform inspections or audits remotely with the IDXpert Net Mobile reader



Installations

For some tasks the measures you employ may be temporary, providing safe working conditions for the duration of the works and removed upon completion. This approach has limitations in that installation and removal of a temporary system may include some risk and can be time consuming.

In the case of tasks carried out regularly or repeatedly in locations where access is required more often a permanently installed safety system offers a better solution. The advantages are that once installed a

permanent system provides safe conditions for all users. It is simple to use, easy to maintain and is unobtrusive having very little impact on the surrounding environment.

SpanSet installations – the total solution from survey, quoting, supply, installation to periodic testing and maintenance to all BS 7883:2005 – Code of practice for the design, selection, installation, use and maintenance of anchor devices conforming to BS EN 795.