

SpanSet®

02

Height Safety
Lifting
Load Control
Safety Management

NoCut®

NoCut® sleeve
NoCut® pad
NoCut® bumper

NoCut sleeve



**SIMPLY
BETTER
STRONGER**

NEW



“Increased cut protection!”

The edge, the protection and the safety

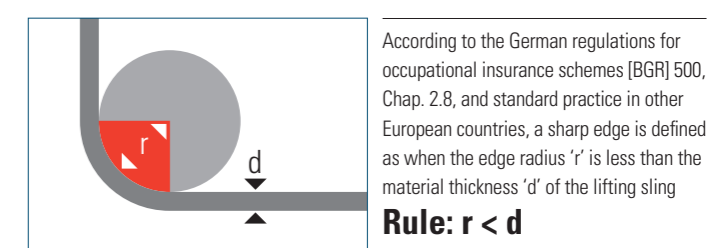
Only a few years after its launch onto the market, it is impossible to imagine lifting sharp-edged loads without the NoCut sleeve and NoCut pad for protecting textile lifting slings. Outstanding product features which are discussed in consultation with the users, and continuously optimised. Improved cut resistance and stronger material stability are the result of improved process technology, while the simplified handling is thanks to the users who have helped to rework the NoCut pad.



Your safety takes priority
 For a safe lifting process, care must be taken to ensure that, irrespective of the size, weight and geometry of a load, the lifting slings and roundslings are not in contact with any unprotected edges. The textile lifting slings may be damaged and the load may fall.


But when is a sharp edge present and how can the lifting sling be protected? Because an edge can be damaging for a lifting sling, even if it isn't razor-sharp!

In this instance, the following must be observed:



i For example: An edge of radius 18 mm is a sharp edge for a 20 tonne Magnum Plus. Use a radius gauge, and the SpanSet data on sling thickness under load, for determining suitable protective measures! [Also see table on Page 9].





Nothing is left to chance!



With a test facility built specifically for the development of NoCut, various tests have been performed on sharp edges. The cut resistance of NoCut was investigated in combination with a selected lifting sling under nominal load conditions. A test scenario was defined for the experiment, on the basis of which certification of NoCut was carried out by DEKRA. These results were confirmed in field tests prior to the actual product launch, and were documented in useful handling instructions [see also Page 9].

These substantiated findings are the basis for the online product finder, which makes the combination of roundslings and lifting slings with NoCut, in respect of the edge radius, particularly straightforward.

Product Finder

Along with the lighter weight of NoCut, we also make it easier to select products. Use the free product finder at www.spanset-nocut.de. One after another ...


- 1 Lifting slings
- 2 Lifting capacity
- 3 Lifting capacity
- 4 Edge radius
- 5 Mounting (fastening)

... can be clicked on from a pre-defined selection. After confirming your inputs, you will receive your product recommendation. Simple, quick and safe!


Working together by design

It goes without saying that NoCut has been adapted to the different widths of the SpanSet lifting slings and roundslings. For this reason, NoCut is excellently suited to protecting textile lifting slings such as PowerStar lifting slings and SupraPlus roundslings. NoCut cut protection offers a lightweight and compact construction for especially ergonomic handling with a low level of effort.

An overview of the advantages of NoCut




Flexible sleeve construction
The flexible fabric construction can be positioned easily and blends to the form of the edge.



Lightweight
The lightweight construction makes for simple and ergonomic handling.



Free positioning
NoCut can be freely positioned over the lifting sling and offers protection at exactly the place where the sharp edge is connected.



Label
NoCut products are marked with a label containing the handling instructions and the general product information.



Certified safety
A high level of operational safety based on defined edge radii – DEKRA certified.



Optimised process technology
Improved cut protection, simplified handling and stronger material stability increase service life and safety.

NoCut® sleeve



NoCut® sleeve – the flexible all-round protection

NoCut sleeve is a woven protective sleeve made from UHMPE [Ultra High Molecular Polyethylene] for lifting slings and roundslings, which is simply fitted onto the lifting sling.

Due to it being used on both sides, the all-round equally high cut resistance offers a long service life and additional operational safety, since handling errors are avoided.

The flexible sleeve construction can also be easily positioned on the sharp edge in confined spaces. During the lifting process, the protective sleeve is placed firmly on the edge of the load, whilst the lifting equipment within the sleeve continues to move freely. A basic prerequisite for lifting and rotating sharp-edged steel, for example.

1 More on the subject of "lifting and turning coils" can be found on the next page

In order to protect the lifting sling, the NoCut sleeve may be used as follows:

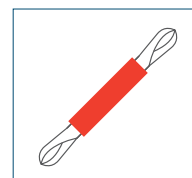


Fig. 1 Simply fitted, for lifting slings

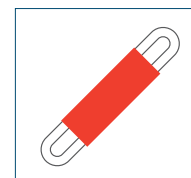


Fig. 3 Using both legs, for roundslings

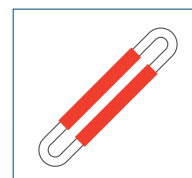


Fig. 5 Single leg, for roundslings

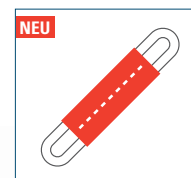


Fig. 3 With center seam across both legs, for roundslings

NEW NoCut® sleeve with center seam

Simply better and stronger! Three good reasons for using the new NoCut sleeve. The optional center seam simplifies the use of the NoCut sleeve when lifting with round slings using both legs [shown in Fig. 3].

Fitted across both legs of the roundsling, manual adjustment is not required and the two legs are bound together in such a way that the sleeve cannot be removed. Take advantage of longer service lives, additional safety and the variety of combinations with different lifting slings!



NoCut® pad NoCut® bumper



Safety at the highest level

During lifting of the load, roundslings and lifting slings are protected with the NoCut pad exactly in place between the sharp edge and the lifting device. This effectively avoids damage occurring to the textile lifting sling, as well as dropped loads.

NoCut pad is offered in a 2-layer or 4-layer design. This multilayer design achieves an extremely high level of cut protection and offers the user a high level of protection during critical lifting processes.

New features include the simplified fixing of the NoCut pad with snap buckles or Velcro® fastener, the higher-performance fabric structure for stronger cut protection, and the enhanced recognition of the discard criteria through signal colour of an internal material. Your essential asset in performance, safety and efficiency!

NEW From practice, for use in practice!

Starting from a length of 75 cm, the NoCut pad is factory-equipped with additional fabric loops on the reverse side. Webbing is quickly threaded through the loops and the NoCut pad is additionally fitted to the lifting sling - because the lifting

sling is only protected from the sharp edge if it is correctly attached and can no longer slip.

Optional fixing possibilities:



NEW NoCut® bumper

The newest addition to the NoCut product family, the NoCut bumper, also combines the most simple handling with a stronger fabric structure and improved cut protection.

During the lifting process, the NoCut bumper can be placed at criti-



cal points between the load and the lifting sling quickly and without fastening. Depending on use, the cut protection can be used in the crosswise or longitudinal direction.

The NoCut bumper is composed of a NoCut sleeve with interior layers of webbing which increase the radius at the deviating and attachment points of the load. It is always used if the NoCut sleeve or NoCut pad cannot be used due to difficult to access locations.

Lifting slings	NoCut sleeve	NoCut pad 2-layer	NoCut pad 4-layer							
Radius [mm]	1	2	3	0	1	2	3	0	1	2
Lifting sling HB (Liftfix)	≤ 5t	✓			✓			✓		
Lifting sling PCS	≤ 10t	✓			✓			✓		
Liftfix; SupraPlus; Twintex	≤ 5t	✓			✓					
Liftfix; MagnumPlus; SupraPlus; Twintex	≤ 10t	✓			✓			✓		
MagnumPlus, Liftfix	≤ 20t	✓			✓			✓		
MagnumPlus, Liftfix	≤ 25t		✓		✓			✓		
MagnumPlus, Liftfix	≤ 30t		✓		✓			✓		
MagnumPlus, Liftfix	≤ 40t				✓			✓		
MagnumPlus, Liftfix	≤ 50t				✓			✓		
NEW MagnumPlus, Liftfix	≤ 60t									✓
Magnum-X	≤ 10t	✓				✓		✓		
Magnum-X	≤ 20t					✓		✓		
Magnum-X	≤ 30t						✓	✓		
NEW Magnum-X	≤ 40t									✓

Feature	NoCut sleeve	NoCut pad	NoCut bumper
Lightweight	very light	light	light
Flexible construction	yes	yes	yes
Two-sided use	yes	no	yes
Label identification	yes	yes	yes
Tested and certified	yes	yes	yes
Lifting and turning	yes	no	no
Used according to image	1, 3, 3 with center seam, 5*	1, 3 and 5	1, 3 and 5
Layers	1	2, 4	2

1 *Special construction [factory assembly]

Your profit

Improved process technology is proving effective.

As a consequence of optimisation, the user has a wider range of products available to them, with more possibilities for safe operation in the high-performance sector. With the new 4-layer NoCut pad, MagnumPlus and Liftfix round slings can now, for a WLL of 60 t, be attached to extreme radii starting from 1 mm. The 40 t Magnum-X can be safely attached in combination with the 4-layer NoCut pad, starting from an edge radius of 2 mm.

Take advantage of more performance, more safety and more efficiency.

1 Values in the table marked with a tick refer to the minimum radius where NoCut may still be employed. Larger edge radii are included in the respective labelling.

The suitable cut protection is easily found.

Tips for turning steel coils



Correctly lift and turn coils

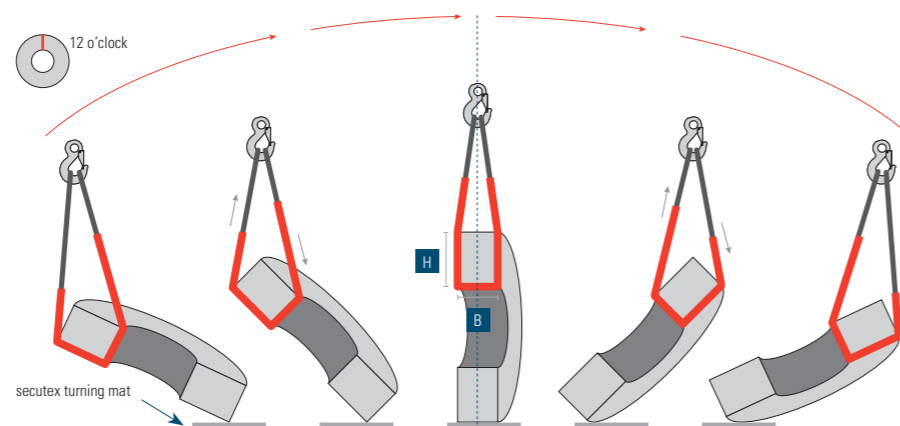
When turning and raising coils, protective sleeves are essential.

The lifting sling is positioned in the crane hooks and attached to the load with the protective sleeve. When lifting, the lifting sling moves freely inside of the protective sleeve while the sleeve itself remains firmly to the load.

Our tips for safe rotation:

- Lift and rotate only in combination with lifting sling and protective sleeve.
- The lifting sling is positioned exactly at 12 o'clock in the eye of the coil.
- Only individual, unpacked and neatly wound coils may be used.
- A non-slip base, such as the secutex turning mat **1** and bearer (e.g. Squared timber **2**) must be used.
- Rolling of the coil or sideways slippage in a transverse direction to the lifting strap must be prevented.
- Diagonally „pulling out“ a coil should be avoided.

Practical example



Rotate by 90°

Step 1: Protective sleeve **L** minimum length

$$\begin{aligned} & 2x \quad \mathbf{H} \text{ [height]} \\ + & 2x \quad \mathbf{B} \text{ [width]} \\ = & \quad \mathbf{L} \text{ Protective sleeve} \end{aligned}$$

Step 2: Lifting sling **L** minimum length

$$\begin{aligned} & 1,5x \text{ Protective sleeve} \\ + & 2x \text{ eye length} \\ = & \quad \mathbf{L} \text{ Lifting sling} \end{aligned}$$

Rotate by 180°

Step 1: Protective sleeve **L** minimum length

$$\begin{aligned} & 2x \quad \mathbf{H} \text{ [height]} \\ + & 3x \quad \mathbf{B} \text{ [width]} \\ = & \quad \mathbf{L} \text{ Protective sleeve} \end{aligned}$$

Step 2: Lifting sling **L** minimum length

$$\begin{aligned} & 2x \text{ Protective sleeve} \\ + & 2x \text{ eye length} \\ = & \quad \mathbf{L} \text{ Lifting sling} \end{aligned}$$

The complete sharp edge programme under one roof

We have something against the sharp edge.

The **1** product family is part of a comprehensive range of different products. The lifting slings protected against sharp edges and enable countless repeat uses which were not possible only a few years ago. **2** coated protective sleeves, **3** fixed coatings and **4** edge angles in different designs leave nothing to be desired. A product range that is yet to be matched.

i Further information on the topic of coated protective sleeves, protective edge angles and fixed coatings can be found at: www.secutex.de

Training and further education opportunities


STZ Years of experience, in-house test procedures, testing equipment and on-site consultation in the case of especially complicated loads provide for sound knowledge „when dealing“ with sharp edges. Furthermore, we would like to provide optimal support to companies and their employees in handling „sharp edges“ in order to effectively avoid risks during the course of daily work. For this reason, SpanSet offers training and further education opportunities on the topic of „sharp edges“ on an annual basis that convey state-of-the-art knowledge in a practical manner, being held by certified instructors.

i Further information on training and further education opportunities can be found on our website: www.spanset.de/seminare.html

1 NoCut



2 coated protective sleeves



3 fixed coatings



4 edge angles



Let yourself be convinced by NoCut in practice.

The SpanSet application engineers are glad to assist you with a free live demonstration of the NoCut sleeve and pad, to answer your questions and to support you with valuable expertise.

Feel free to contact us!

Fon: 02451 4831-0
E-Mail: info@spanset.de
Web: www.spanset.de

