


03

Height Safety  
Lifting  
Load Control  
Safety Management

CarFix®  
TruckFix®



SpanSet  
Certified  
Safety



According to the current guidelines of VDI 2700



## The safest solution for vehicle transports

**SpanSet CarFix® and TruckFix® lashing systems are the safe, economical, and simple solution for transporting cars and trucks on vehicle trailers with perforated metal rails.**

When the Association of German Engineers published the first guideline for securing vehicles during transport at the end of the 1970s, SUVs, hybrid and electric vehicles were still a long way off. In the meantime, the weight and tyre sizes of vehicles vary considerably, which requires new, more variable load securing aids.

In dialogue with customers and based on extensive test series, SpanSet has developed the new CarFix and TruckFix lashing systems, which more than meet the current requirements for securing vehicles on trailers in terms of safety, economy, and handling.

The optimised distribution of forces in combination with the connecting elements protects the road plates, powerful ratchets increase the pre-tensioning force, and the innovative webbing controller ensures extremely high force transmission. Different versions of the individual components can be combined with each other, thus offering users significantly more flexibility. In addition to the guidelines of VDI 2700 sheets 8, 8.1 and 8.2, the CarFix and TruckFix lashing systems also meet the high requirements of the Daimler guideline and the SpanSet factory standard.

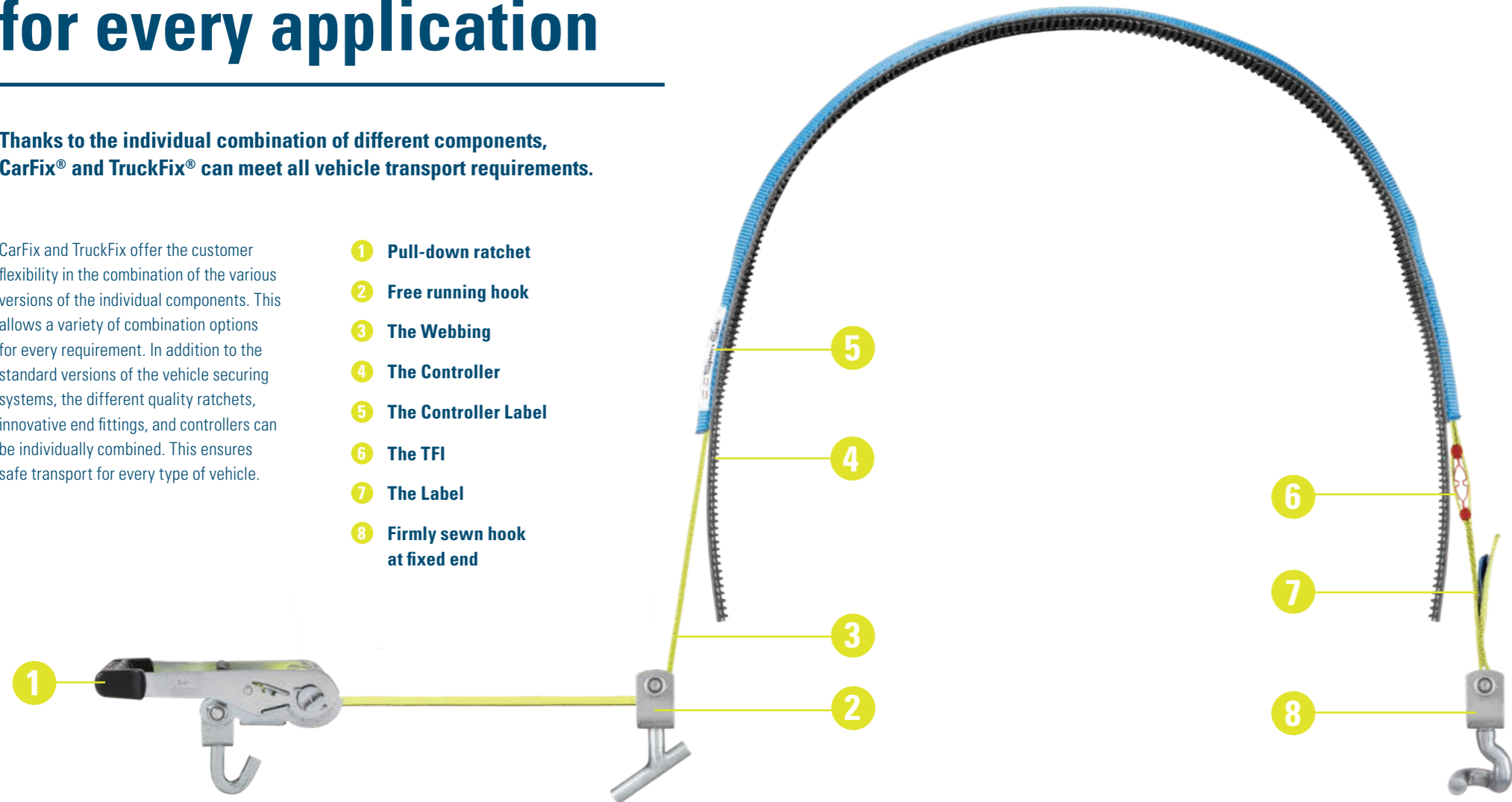
SpanSet – Certified Safety

# The modular system for every application

Thanks to the individual combination of different components, CarFix® and TruckFix® can meet all vehicle transport requirements.

CarFix and TruckFix offer the customer flexibility in the combination of the various versions of the individual components. This allows a variety of combination options for every requirement. In addition to the standard versions of the vehicle securing systems, the different quality ratchets, innovative end fittings, and controllers can be individually combined. This ensures safe transport for every type of vehicle.

- 1 Pull-down ratchet
- 2 Free running hook
- 3 The Webbing
- 4 The Controller
- 5 The Controller Label
- 6 The TFI
- 7 The Label
- 8 Firmly sewn hook at fixed end



Designation	Pull-Down ratchet Design	LC* [daN]	STF [daN]	Free-running Hook			Hook loose end		Webbing			Length [cm]	Controller			
				Swivel hook	Snake Hook	45 Hook	Swivel hook	Snake Hook	Wide [mm]	Length [m]	Colour		Colour	„Vario Plus“ Controller with internal sliding surface	ETA-factor*1	TFI*2
CarFix CT 35 Vario	with swivel hook	1.500	330	standard	–	–	standard	–	35	2,80	●	130 foldable to 100 cm other lengths on request	●	–	0,5	optional
TruckFix CT 50 Vario	with swivel hook	2.500	500	standard	–	–	standard	–	50	4,50	●	200 foldable to 170 cm other lengths on request	●	–	0,5	–
TruckFix CT 50 Vario Plus	with swivel hook	2.500	500	optional	standard	–	optional	standard	50	4,50	●	200 foldable to 170 cm other lengths on request	●	standard	0,6	–

\* The ratio of the pre-tensioning force in front of the controller and the pre-tensioning force behind the controller. The ETA value can only be guaranteed if a SpanSet lashing strap is used.

# CarFix® Pull-down ratchets for car transport

The user has the choice: versions with the proven swivel hook or the new Base Clamp for optimum protection of the road plates.

The CarFix system offers the user a choice of two different pull-down ratchets for securing cars. The standard system **A** consists of a compact ratchet for tight spaces with the proven swivel hook. Optionally, the user can choose a version with the new Base Clamp **B**, which is specially developed for vehicle transporters. The innovative hook is gentle on the road sheet and avoids damage caused by high forces.

## **A** CarFix CT 35

- LC 1.500 daN
- STF 330 daN
- white/blue chromated
- integrated Swivel Hook
- 35 mm webbing
- Marking by 3 stripes

## **B** CarFix CT 35 with Base Clamp

- LC 1.500 daN
- STF 330 daN
- white/blue chromated
- integrated Base Clamp
- 35 mm webbing
- Marking by 3 stripes

**A**

**B**

## The Base Clamp



The base clamp, which is firmly connected to the ratchet, rests on the entire surface and ensures optimum force distribution. Even under high loads, deformation of the perforated plate is avoided.

**Base Clamp**  
Optimum force distribution and gentle on the road sheet.



# TruckFix® pull-down ratchet for truck transport

The pull-down ratchet for the heaviest loads with long ratchet lever ensures high pre-tensioning forces and best ergonomics.

The quality ratchet with integrated swivel hook is perfectly matched to the Truckfix lashing system. With a LC of 2,500 daN, the pressure ratchet ensures a secure hold even with extremely heavy vehicles. The long ratchet lever enables optimum power transmission when tensioning the lashing system and thus offers the user an ergonomic advantage.


## TruckFix CT 50

- LC: 2.500 daN
- STF 500 daN
- white/blue chromated
- With plastic handle
- Integrated Swivel Hook
- 50 mm webbing
- Marking by 5 stripes



High  
pretension force  
and optimal  
ergonomics





## The right connecting elements

**In addition to the standard versions, users can choose from two innovative hooks that make vehicle transport even safer and more economical.**

In addition to the hook on the pull-down ratchet, the lashing system is fixed at two other points on the perforated plate of the vehicle transporter. Different connecting elements are available to the user for secure fastening. In the standard version, CarFix and TruckFix are equipped with two swivel hooks **A**. Optionally, versions with the innovative snake hook **B** and 45 hook **C** are also available, which are perfectly adapted to the application and are much gentler on the perforated plate. This not only increases safety, but also contributes to economic efficiency.

Simply select your favourite connecting elements for your lashing strap and put together your own individual Carfix and Truck-Fix lashing systems.

### **A** Swivel Hook

The standard versions of the SpanSet CarFix and TruckFix systems are equipped with a classic 360-degree swivel hook. The hook is hooked onto the tensioning element, loose end and free running into the vehicle transporter's track plate and thus ensures that the system is securely fixed.



### **B** Snake Hook

The 360-degree rotating Snake Hook can be used at the loose end and as a free-running hook. Thanks to its shape, there is a large contact surface with the sheet metal. This ensures optimum force transmission. Even with high loads, damage to the sensitive perforated plates is avoided.



Watch a clip showcasing the innovative Snake Hook.

### **C** 45 Hook

The SpanSet 45 hook with its large contact surface to the track plate ensures optimum force transmission. Even under high loads, deformation of the perforated plate is avoided. The 45-Hook is only installed free-running at the loose end.





**The TFI**  
To achieve the  
pretensioning forces  
demonstrably.

## More control with the Tension Force Indicator

**The patented Tension Force Indicator (TFI) is a unique tool that reliably indicates the achieved tension force.**

The Tension Force Indicator (TFI) has been installed in many SpanSet's lashing systems for over 10 years. The unique aid is also optionally available for the new 35 mm CarFix systems and leads to significantly more safety when lashing cars on vehicle transporters. In contrast to the classic lashing systems, the TFI in the CarFix systems is not installed in the tensioning element, but in the webbing.

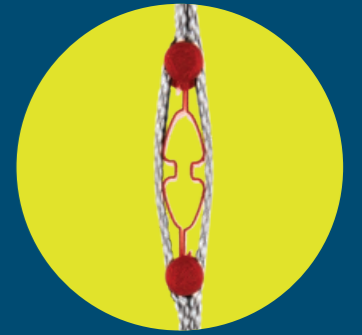
In the „relaxed“ state, the jaws of the TFI are open **A**. During tensioning, they begin to close **B**. When the jaws are pressed together, the full pre-tensioning force (STF) is demonstrably reached. If the lashing system loses tension during the journey, the open jaws of the TFI show that, in case of doubt, you must retighten. Nothing is left to chance.

### Certified safety

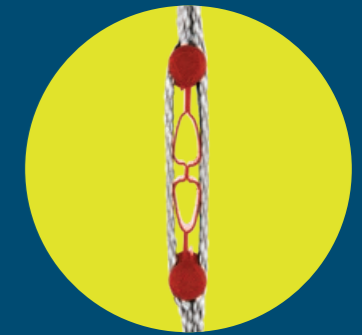


The Tension Force Indicator for the CarFix lashing systems has been tested and certified by TÜV SÜD Auto Partner.

**A** TFI open



**B** TFI close



# Positional stability and optimum protection

The strap controller ensures a firm fit of the lashing strap on the tyre and facilitates installation with radial fastening.

The strap controller is part of the standard version of both lashing systems. The particularly pronounced profile on the underside of the controller adheres very well to the tyre during transport and is therefore particularly stable in position, while the inner webbing strap can slide perfectly during tensioning. The belt controller encloses at least 180 degrees of the tyre. Contact between the tyre and the webbing is thus avoided and both are optimally protected.

## Innovative tunnel construction with internal sliding surface.

The Vario Plus controller has an internal sliding surface as a support for the webbing for an even better ETA value. This indicates how much of the force generated by the tensioning element reaches the opposite side of the wheel. The tunnel design reduces friction and allows for a higher pre-tensioning force. In addition, the durability of the webbing and controller is extended.

Designation	Strap controller				Extension	
	Length in cm	Colour	Aufdruck	ETA-Wert*	Length in cm	Colour
CT 35 Vario Optional	130 (foldable to 100 cm) 80 - 100 (other lengths on request)	blue div. colours	SpanSet customised	0,5	30	blue div. colours
CT 50 Vario Optional	200 (foldable to 170 cm) other lengths on request	blue div. colours	SpanSet customised	0,5	30	blue div. colours
CT 50 Vario Plus Optional	200 (foldable to 170 cm) other lengths on request	blue div. colours	SpanSet customised	0,6	30	blue div. colours

\* The ETA value can only be guaranteed if a SpanSet lashing strap is used.



## 1 Well marked!

The belt controller is identified by a label with the following information:

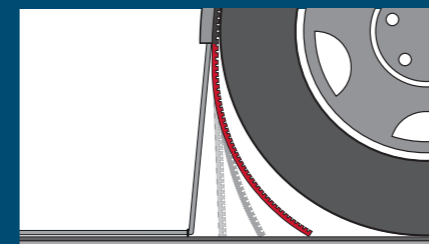
- Version (Standard or Plus)
- Indication of the min. ETA value
- Manufacturer's label
- Certification by TÜV-Süd

## 2 Positionally stable

The finely structured surface interlocks perfectly with any tyre tread and ensures a firm hold of the belt controller.

## 4 Variably applicable

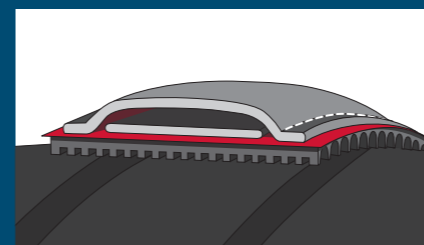
The controller makes it possible to secure different types of vehicles. The webbing is not completely inside the tube, but rests freely. By folding down the support surface, the controller can also be used with small tyres.



## 3 The „Plus-Controller“ !

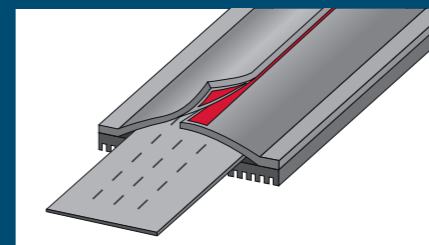
Advantages due to the internal sliding surface:

- better ETA values
- reduced friction
- better power transmission
- higher pretensioning force



## 5 Simple upgrade

Older CarFix systems can be easily upgraded with a controller extension. Simply mounted, e.g., with the Velcro variant, even large tyres are covered by the controller by 180 degrees.





# Time saving through simple handling

With the CarFix® and TruckFix® lashing systems, load securing during vehicle transport is quick and easy.

The three-point securing by means of the hooks on the ratchet, the loose end and free-running on the loose end, guarantees fast, secure fastening and easy attachment of the lashing system for the user when handled correctly.

The lashing strap is simply placed over the tyre ① and attached at three points in the perforated plate of the vehicle transporter. After positioning the strap controller ②, the system is lashed down - done ③. The driver hardly has to move on the trailer, which protects him from falls and prevents damage to the vehicles



CarFix- and TruckFix in action



CarFix and TruckFix explained simply on Press Day 2024. Scan the QR code with your smartphone and watch the film.


# Another plus for safety

The label with webbing overlap ensures longer durability, while the operating instructions and information label provide more safety.

All CarFix and Truckfix lashing systems are equipped with a label containing all important information such as the manufacturer, date of manufacture, certification and lashing capacity (LC). In addition to the tear-resistant stitching in the webbing, the label is additionally protected by an overlap of the webbing.

This significantly minimises abrasion of the markings and damage to the label, which leads to a longer durability of the lashing system. In addition, an information label is integrated to prevent application errors.

CarFix-Label



TruckFix-Label



Information label



Operating instructions



Contents of the operating instructions

- Notes on this manual
- Product description
- Safety instructions
- Use of SpanSet-CarFix and TruckFix
- Maintenance
- Storage
- Trainings



Download the operating manual. Scan the QR code with your smartphone and view the PDF.



# SpanSet®

## SpanSet GmbH & Co. KG

Jülicher Straße 49–51  
52531 Übach-Palenberg

Tel +49 (0) 2451 4831-0

E-Mail [info@spanset.de](mailto:info@spanset.de)

Web [www.spanset.de](http://www.spanset.de)



[www.spanset.de](http://www.spanset.de)



Subject to technical changes. All rights reserved. No part of this catalogue may be reproduced in any form without the written permission of SpanSet GmbH & Co. KG or processed, duplicated or distributed using electronic systems. This catalogue has been compiled with due care; SpanSet GmbH & Co. KG accepts no liability whatsoever for errors or omissions.